

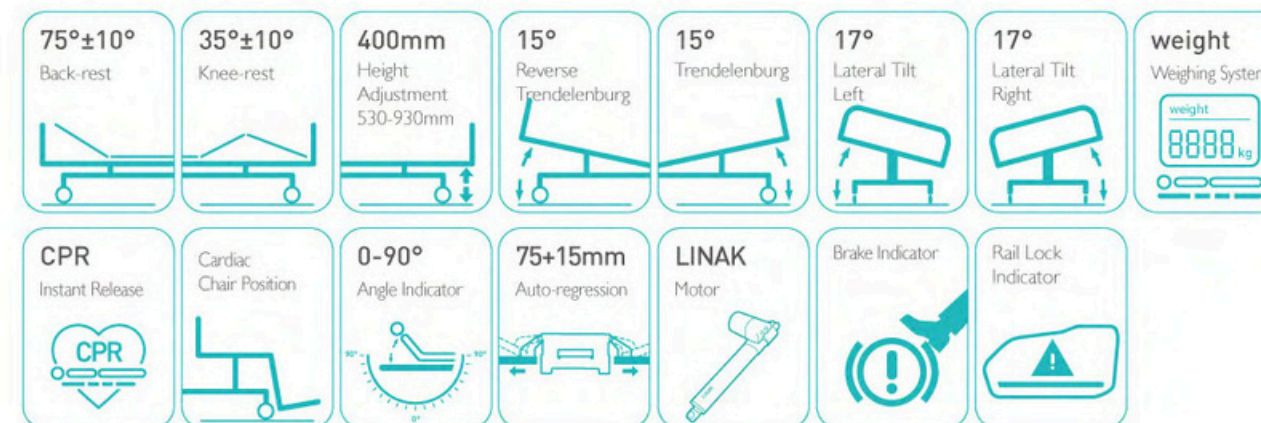


**RACE AGAINST TIME
HEALTHIER YOUR LIFE**

www.abalance.co.il

CONTENTS

02	Hospital Bed	65	Mattress
25	Homecare Bed	67	Bedside Table
27	Orthopedic Bed	68	Overbed Table
29	Children Bed	69	Medical Chair
35	Baby Crib	78	I.V. Stand
37	Examination Table	79	Stretcher
41	Obstetric Bed	80	Stretcher Trolley
46	Gynecological Table	82	Patient Trolley
47	Operating Table	87	Medical Trolley
59	Operating Lamp	93	Surgical Instrument
63	Medical Bridge, Ceiling Pendant	94	Cabinet/Shelf



Z7z

ICU Smart Bed SKD-C

Technical Parameters

External Length	2127mm
External Width	1070mm
Bed Height Min.	530mm
Bed Height Max.	930mm
Mattress Platform	1925×900mm
Safe Working Load	250kg

Technical Configuration

✓ LINAK Motor	2pcs
✓ Telescopic Column Motor	3pcs
✓ 6" Double Side Secure® Castors, Central Locking	4pcs
✓ PP Side Rail with Integrated LCD Control Panel	1set
✓ PP Bed Ends with Safe Lock	1set
✓ X-ray Transparent Phenolic Resin Bed Platform	1set
✓ Patent Angle Indicator	4pcs
✓ Φ85mm Wall Bumper Wheel	4pcs
✓ Trapeze Socket	2pcs
✓ IV Pole	1set
✓ IV Pole Prevision	8pcs
✓ Drainage Hook	4pcs
✓ Central Locking Pedal	2pcs
✓ ABS Mattress Retainer	6pcs
✓ Hook Type LCD Control Panel at Foot End	1pc
✓ Emergency Stop Button	1pc
✓ Night Light	1set
✓ Manual CPR	
✓ Electric CPR	
✓ Weighing System	



75°±10° Back-rest 	20°±10° Knee-rest 	400mm Height Adjustment 550-950mm 	18° Reverse Trendelenburg 	18° Trendelenburg 	weight Weighing System 	CPR Instant Release 	0-90° Angle Indicator
75mm Auto-regression 	200mm Bed Extension 	Cardiac Chair Position 	LINAK Motor 				

X9x

Electric ICU Bed SKD-C

Technical Parameters

External Length	2120-2320mm
External Width	1010mm
Bed Height Min.	550mm
Bed Height Max.	950mm
Mattress Platform	1890-2090×820mm
Safe Working Load	250kg

Technical Configuration

<input checked="" type="checkbox"/> LINAK Motor	6pcs
<input checked="" type="checkbox"/> 6" Double Side Castors, Central Locking	4pcs
<input checked="" type="checkbox"/> PP Side Rail with Integrated Control Panel	1set
<input checked="" type="checkbox"/> PP Bed Ends One Step Removable	1set
<input checked="" type="checkbox"/> Ø85mm Wall Bumper Wheel	4pcs
<input checked="" type="checkbox"/> IV Pole 4 Hooks	1set
<input checked="" type="checkbox"/> IV Pole Prevision	4pcs
<input checked="" type="checkbox"/> Drainage Hook	4pcs
<input checked="" type="checkbox"/> 5 th Directional Wheel Pedal	2pcs
<input checked="" type="checkbox"/> Central Locking Pedal	2pcs
<input checked="" type="checkbox"/> X-ray Translucent Mattress Platform	1set
<input checked="" type="checkbox"/> Back-up Battery	1set
<input checked="" type="checkbox"/> Night Light	1set
<input checked="" type="checkbox"/> Bed Push Handle for Emergency Transfer	1set
<input checked="" type="checkbox"/> Manual CPR	
<input checked="" type="checkbox"/> Electric CPR	

Optional

<input type="checkbox"/> Weighing System With LCD Screen	
<input type="checkbox"/> Data Storage System	
<input type="checkbox"/> Monkey Pole	



75°±10° Back-rest 	33°±10° Knee-rest 	450mm Height Adjustment 390-840mm 	17° Reverse Trendelenburg 	17° Trendelenburg 	Cardiac Chair Position 	200mm Bed Extension 	weight Weighing System
CPR Instant Release 	0-90° Angle Indicator 	70+40mm Auto-regression 	30° Position Line 	Built-in LED Torch 	LINAK Motor 		

Oasis Series

Y8y

Electric ICU Bed SKD-C

Technical Parameters

External Length	2150mm
External Width	1060mm
Bed Height Min.	390mm
Bed Height Max.	840mm
Mattress Platform	1925×880mm
Safe Working Load	250kg

Advantages

- ★ Double Auto-regression
- ★ Super-low Bed Position 390mm
- ★ PP Bed Platform, Removable & Washable
- ★ Inserted-type PP Head Foot Board, One Step Release With Safe Lock, Patent Design
- ★ PP Safety Guardrail With Two Steps Unlocking System, Patent Design
- ★ Back Rest 30degree Position, Reduce The Chance Of Lung Infection
- ★ Built-in LED Torch

Technical Configuration

✓ LINAK Motor	4pcs
✓ 5" Double Side Castors, Central Locking System	4pcs
✓ PP Oasis Side Rail Extra Height	1set
✓ PP Oasis Bed Ends with Safe Lock	1set
✓ PP Bed Platform, Removable & Washable	9pcs
✓ Plastic Socket Inside PP Guardrail for Phone or Glasses	2pcs
✓ Patent Angle Indicator For Back-rest And Trendelenburg Position	4pcs
✓ Ø113mm Wall Bumper Wheel	4pcs
✓ IV Pole 4 Hooks	1set
✓ IV Pole Prevision	4pcs
✓ Drainage Hook	2pcs
✓ Central Locking Pedal	2pcs
✓ ABS Mattress Retainer	2pcs
✓ Hand Controller	1pc
✓ Manual CPR	
✓ Electric CPR	
✓ Lowest position indicator	

Optional

<input type="checkbox"/> Weighing System
<input type="checkbox"/> Bed Extension 20cm
<input type="checkbox"/> Back-up Battery
<input type="checkbox"/> Nurse Control Panel
<input type="checkbox"/> Emergency Stop Button
<input type="checkbox"/> Cardiac Chair Position
<input type="checkbox"/> Directional Wheels Function
<input type="checkbox"/> 5th and 6th Extra Side Rail For Full Protection
<input type="checkbox"/> Monkey Pole
<input type="checkbox"/> Balkan frame
<input type="checkbox"/> Linen Holder
<input type="checkbox"/> One-button for patient mobilisation position
<input type="checkbox"/> One button nursing position



75°±10° Back-rest 	35°±10° Knee-rest 	290mm Height Adjustment 480-770mm 	12° Reverse Trendelenburg 	12° Trendelenburg 	Cardiac Chair Position 	200mm Bed Extension 	weight Weighing System
CPR Instant Release 	0-90° Angle Indicator 	30° Position Line 	Built-in LED Torch 	LINAK Motor 			

Oasis Series

Y8t

Electric ICU Bed SKD-C

Technical Parameters

External Length	2140mm
External Width	1060mm
Bed Height Min.	480mm
Bed Height Max.	770mm
Mattress Platform	1925×900mm
Safe Working Load	250kg

Optional

- Hand Controller
- Weighing System
- Nurse Control Panel
- Cardiac Chair Position
- Bed Extension 20cm
- Back-up Battery
- Directional Wheels Function
- ABS Mattress Retainer
- Monkey Pole
- Balkan Frame
- Linen Holder

Technical Configuration

<input checked="" type="checkbox"/> LINAK Motor	4pcs
<input checked="" type="checkbox"/> 5" Double Side Castors, Central Locking System	4pcs
<input checked="" type="checkbox"/> PP Oasis Side Rail Extra Height	1set
<input checked="" type="checkbox"/> PP Oasis Bed Ends with Safe Lock	1set
<input checked="" type="checkbox"/> Stamping Forming Bed Platform	1pc
<input checked="" type="checkbox"/> Plastic Socket Inside PP Guardrail for Phone or Glasses	2pcs
<input checked="" type="checkbox"/> Patent Angle Indicator For Back-rest And Trendelenburg Position	4pcs
<input checked="" type="checkbox"/> Ø70mm Wall Bumper Wheel	4pcs
<input checked="" type="checkbox"/> IV Pole 4 Hooks	1set
<input checked="" type="checkbox"/> IV Pole Prevision	4pcs
<input checked="" type="checkbox"/> Drainage Hook	2pcs
<input checked="" type="checkbox"/> Central Locking Pedal	2pcs
<input checked="" type="checkbox"/> Emergency Stop Button	1pc
<input checked="" type="checkbox"/> Manual CPR	
<input checked="" type="checkbox"/> Electric CPR	
<input checked="" type="checkbox"/> Lowest position indicator	



75°±10° Back-rest 	35°±10° Knee-rest 	290mm Height Adjustment 435-725mm 	12° Reverse Trendelenburg 	12° Trendelenburg 	CPR Instant Release 	0-90° Angle Indicator
weight Weighing System 	LINAK Motor 					

Grace Care
D8d-CPR
 Electric Bed
 SKD-C



D8d

Technical Parameters

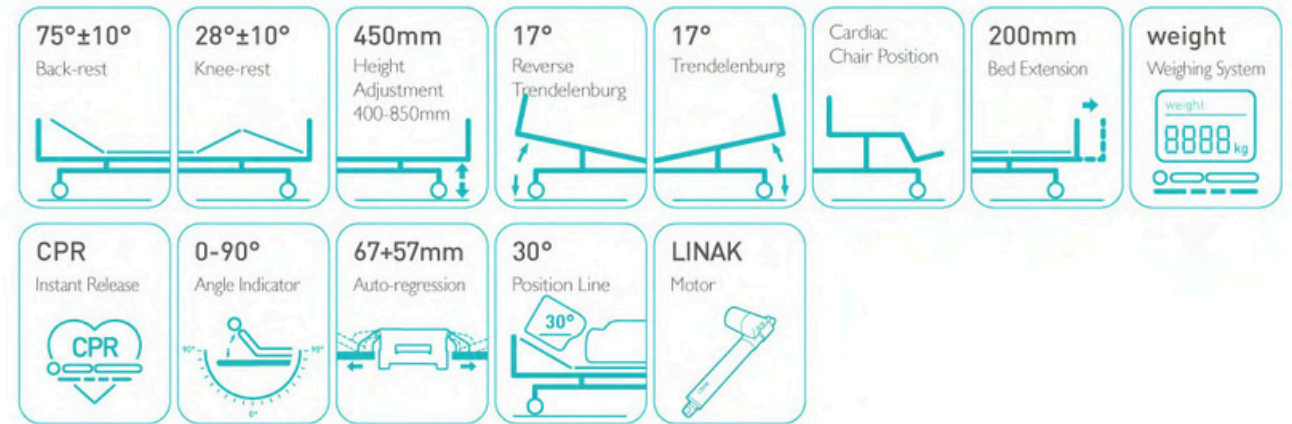
External Length	2280mm
External Width	1090mm
Bed Height Min.	435mm
Bed Height Max.	725mm
Mattress Platform	1925×900mm
Safe Working Load	250kg

Technical Configuration

<input checked="" type="checkbox"/> LINAK Motor	4pcs
<input checked="" type="checkbox"/> 5" Double Side Castors, Central Locking	4pcs
<input checked="" type="checkbox"/> PP Grace Side Rail with Integrated Control Panel	1set
<input checked="" type="checkbox"/> PP Grace Bed Ends with Integrated LCD Control Panel	1set
<input checked="" type="checkbox"/> Ø85mm Wall Bumper Wheel	4pcs
<input checked="" type="checkbox"/> Trapeze Socket	2pcs
<input checked="" type="checkbox"/> IV Pole 4 Hooks	1set
<input checked="" type="checkbox"/> IV Pole Prevision	4pcs
<input checked="" type="checkbox"/> Drainage Hook	2pcs
<input checked="" type="checkbox"/> Central Locking Pedal	2pcs
<input checked="" type="checkbox"/> Manual CPR	

Optional

<input type="checkbox"/> Electric CPR
<input type="checkbox"/> Weighing System with LCD Screen
<input type="checkbox"/> Bed Extension
<input type="checkbox"/> Back-up Battery
<input type="checkbox"/> Cardiac Position
<input type="checkbox"/> ABS Bed Surface
<input type="checkbox"/> X-ray Bed Surface
<input type="checkbox"/> Monkey Pole
<input type="checkbox"/> Balkan Traction Frame
<input type="checkbox"/> Directional Wheel



V8v Electric Bed SKD-C

- RAL 210 710 30
- RAL 5023
- RAL 6019
- RAL 3015
- Pale Oak
- White Oak
- Red Oak

Technical Parameters

External Length	2085mm
External Width	1025mm
Bed Height Min.	400mm
Bed Height Max.	850mm
Mattress Platform	1925×900mm
Safe Working Load	250kg

Optional

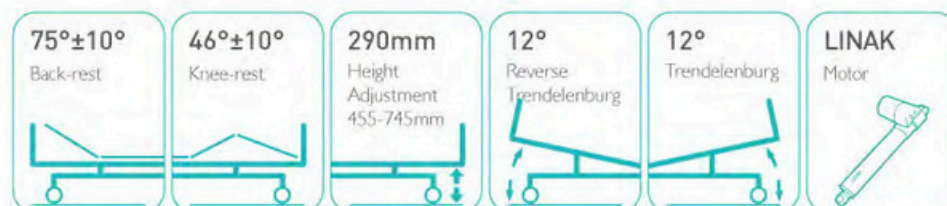
- Hand Controller
- Utility Shelf
- Trapeze Bracket/Pole

Technical Configuration

<input checked="" type="checkbox"/> LINAK Motor	4pcs	<input checked="" type="checkbox"/> Integrated Control Panel	2sets
<input checked="" type="checkbox"/> 5" Double Side Castors, Central Locking	4pcs	<input checked="" type="checkbox"/> Manual CPR	
<input checked="" type="checkbox"/> PP Side Rail Extra Height	1set	<input checked="" type="checkbox"/> Auto Break at 30°	
<input checked="" type="checkbox"/> PP Bed Ends with Safe Lock with Φ65 Bumper Wheels	1set	<input checked="" type="checkbox"/> Emergency Stop Button	
<input checked="" type="checkbox"/> PP Bed Platform with Integrated Mattress Retainer	1set	<input checked="" type="checkbox"/> Battery Back-up	
<input checked="" type="checkbox"/> Patent Angle Indicator For Back-rest And Trendelenburg Position	4pcs	<input checked="" type="checkbox"/> Bed Extension	
<input checked="" type="checkbox"/> IV Pole 4 Hooks	1set	<input checked="" type="checkbox"/> Weighing System	
<input checked="" type="checkbox"/> IV Pole Prevision	4pcs	<input checked="" type="checkbox"/> Night Light	
<input checked="" type="checkbox"/> Drainage Hook	2pcs	<input checked="" type="checkbox"/> X-ray Translucent Mattress Platform (Back Section)	
<input checked="" type="checkbox"/> Central Locking Pedal	2pcs	<input checked="" type="checkbox"/> Wheels Directional Function	
<input checked="" type="checkbox"/> Cardiac Chair Position	1pc	<input checked="" type="checkbox"/> Lowest position indicator	
<input checked="" type="checkbox"/> Nurse Controller	1pc		

V8w

Electric Bed SKD-C



Technical Parameters

External Length	2085mm
External Width	1020mm
Bed Height Min.	455mm
Bed Height Max.	745mm
Mattress Platform	1925×900mm
Safe Working Load	250kg

Technical Configuration

<input checked="" type="checkbox"/> LINAK Motor	4pcs
<input checked="" type="checkbox"/> Hand Controller	1pc
<input checked="" type="checkbox"/> 5" Hardshell Castors	4pcs
<input checked="" type="checkbox"/> Foldable Side Rail with ProErgo-Handle™	1set
<input checked="" type="checkbox"/> PP Bed Ends with Safe Lock with Φ65 Bumper Wheels	1set
<input checked="" type="checkbox"/> PP Bed Platform with Integrated Mattress Retainer	1set
<input checked="" type="checkbox"/> IV Pole 4 Hooks	1set
<input checked="" type="checkbox"/> IV Pole Prevision	4pcs
<input checked="" type="checkbox"/> Drainage Hook	2pcs

Optional

<input type="checkbox"/> Battery Back-up
<input type="checkbox"/> Bed Extension
<input type="checkbox"/> Nurse Controller
<input type="checkbox"/> Emergency Stop Button
<input type="checkbox"/> Auto-regression Function (Back Section)
<input type="checkbox"/> Night Light
<input type="checkbox"/> Manual CPR
<input type="checkbox"/> X-ray Translucent Mattress Platform (Back Section)
<input type="checkbox"/> Utility Shelf
<input type="checkbox"/> Trapeze Bracket/Pole

V6v

Electric Bed SKD-C



Technical Parameters

External Length	2085mm
External Width	1025mm
Bed Height Min.	430mm
Bed Height Max.	740mm
Mattress Platform	1925×900mm
Safe Working Load	250kg

Technical Configuration

<input checked="" type="checkbox"/> Linear Motor	3pcs
<input checked="" type="checkbox"/> Hand Controller	1pc
<input checked="" type="checkbox"/> 5" Hardshell Castors	4pcs
<input checked="" type="checkbox"/> PP Side Rail Extra Height	1set
<input checked="" type="checkbox"/> PP Bed Ends with Safe Lock with Φ65 Bumper Wheels	1set
<input checked="" type="checkbox"/> PP Bed Platform with Integrated Mattress Retainer	1set
<input checked="" type="checkbox"/> Patent Angle Indicator For Back-rest Position	2pcs
<input checked="" type="checkbox"/> IV Pole 4 Hooks	1set
<input checked="" type="checkbox"/> IV Pole Prevision	4pcs
<input checked="" type="checkbox"/> Drainage Hook	2pcs

Optional

<input type="checkbox"/> Battery Back-up
<input type="checkbox"/> Bed Extension
<input type="checkbox"/> Integrated Control Panel
<input type="checkbox"/> Nurse Controller
<input type="checkbox"/> Auto Break at 30°
<input type="checkbox"/> Emergency Stop Button
<input type="checkbox"/> Night Light
<input type="checkbox"/> Manual CPR
<input type="checkbox"/> X-ray Translucent Mattress Platform (Back Section)
<input type="checkbox"/> Utility Shelf
<input type="checkbox"/> Trapeze Bracket/Pole

V4w

Manual Bed SK-CD1



Technical Parameters

External Length	2130mm
External Width	1020mm
Bed Height Min.	475mm
Bed Height Max.	725mm
Mattress Platform	1925×900mm
Safe Working Load	200kg

Technical Configuration

<input checked="" type="checkbox"/> Manual Cranks	4pcs
<input checked="" type="checkbox"/> 5" Hardshell Castors	4pcs
<input checked="" type="checkbox"/> Foldable Side Rail with ProErgo-Handle™	1set
<input checked="" type="checkbox"/> PP Bed Ends with Safe Lock with Φ65 Bumper Wheels	1set
<input checked="" type="checkbox"/> PP Bed Platform with Integrated Mattress Retainer	1set
<input checked="" type="checkbox"/> IV Pole 4 Hooks	1set
<input checked="" type="checkbox"/> IV Pole Prevision	4pcs
<input checked="" type="checkbox"/> Drainage Hook	2pcs

Optional

<input type="checkbox"/> Auto-regression Function (Back Section)	
<input type="checkbox"/> Utility Shelf	
<input type="checkbox"/> Trapeze Bracket/Pole	

V3v

Manual Bed SK-CD1



Technical Parameters

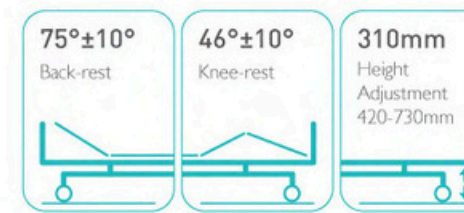
External Length	2130mm
External Width	1025mm
Bed Height Min.	430mm
Bed Height Max.	740mm
Mattress Platform	1925×900mm
Safe Working Load	200kg

Technical Configuration

<input checked="" type="checkbox"/> Manual Cranks	3pcs
<input checked="" type="checkbox"/> 5" Hardshell Castors	4pcs
<input checked="" type="checkbox"/> PP Side Rail Extra Height	1set
<input checked="" type="checkbox"/> PP Bed Ends with Safe Lock with Φ65 Bumper Wheels	1set
<input checked="" type="checkbox"/> PP Bed Platform with Integrated Mattress Retainer	1set
<input checked="" type="checkbox"/> Patent Angle Indicator For Back-rest Position	2pcs
<input checked="" type="checkbox"/> IV Pole 4 Hooks	1set
<input checked="" type="checkbox"/> IV Pole Prevision	4pcs
<input checked="" type="checkbox"/> Drainage Hook	2pcs

Optional

<input type="checkbox"/> Utility Shelf	
<input type="checkbox"/> Trapeze Bracket/Pole	



V6k

Electric Bed SKD-C

RAL 210 710 30
RAL 5023
RAL 6019
RAL 3015
Pale Oak
White Oak
Red Oak

Technical Parameters

External Length	2085mm
External Width	995mm
Bed Height Min.	420mm
Bed Height Max.	730mm
Mattress Platform	1925×900mm
Safe Working Load	200kg

Technical Configuration

✓ Linear Motor	3pcs
✓ Hand Controller	1pc
✓ 5" Covered Castors	4pcs
✓ Foldable Side Rail	1set
✓ PP Bed Ends with Safe Lock with Φ 65 Bumper Wheels	1set
✓ PP Bed Platform with Integrated Mattress Retainer	1set
✓ IV Pole 4 Hooks	1set
✓ IV Pole Prevision	4pcs
✓ Drainage Hook	2pcs

Optional

<input type="checkbox"/> Battery Back-up
<input type="checkbox"/> Bed Extension
<input type="checkbox"/> Nurse Controller
<input type="checkbox"/> Emergency Stop Button
<input type="checkbox"/> Auto-regression Function (Back Section)
<input type="checkbox"/> Night Light
<input type="checkbox"/> Manual CPR
<input type="checkbox"/> X-ray Translucent Mattress Platform (Back Section)
<input type="checkbox"/> Utility Shelf
<input type="checkbox"/> Trapeze Bracket/Pole

V3k

Manual Bed SK-CD1



Technical Parameters

External Length	2130mm
External Width	995mm
Bed Height Min.	420mm
Bed Height Max.	730mm
Mattress Platform	1925×900mm
Safe Working Load	200kg

Technical Configuration

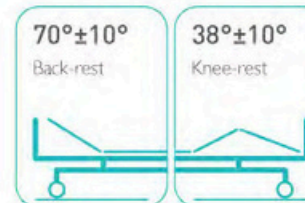
<input checked="" type="checkbox"/> Manual Crank	3pcs
<input checked="" type="checkbox"/> 5" Covered Castors	4pcs
<input checked="" type="checkbox"/> Foldable Side Rail	1set
<input checked="" type="checkbox"/> PP Bed Ends with Safe Lock with Φ65 Bumper Wheels	1set
<input checked="" type="checkbox"/> PP Bed Platform with Integrated Mattress Retainer	1set
<input checked="" type="checkbox"/> IV Pole 4 Hooks	1set
<input checked="" type="checkbox"/> IV Pole Prevision	4pcs
<input checked="" type="checkbox"/> Drainage Hook	2pcs

Optional

<input type="checkbox"/> Auto-regression Function (Back Section)	
<input type="checkbox"/> Utility Shelf	
<input type="checkbox"/> Trapeze Bracket/Pole	

V2k

Manual Bed SK-C1



Technical Parameters

External Length	2130mm
External Width	995mm
Bed Height	500mm
Mattress Platform	1925×900mm
Safe Working Load	200kg

Technical Configuration

<input checked="" type="checkbox"/> Manual Crank	2pcs
<input checked="" type="checkbox"/> 5" Covered Castors	4pcs
<input checked="" type="checkbox"/> Foldable Side Rail	1set
<input checked="" type="checkbox"/> PP Bed Ends with Safe Lock with Φ65 Bumper Wheels	1set
<input checked="" type="checkbox"/> PP Bed Platform with Integrated Mattress Retainer	1set
<input checked="" type="checkbox"/> IV Pole 4 Hooks	1set
<input checked="" type="checkbox"/> IV Pole Prevision	4pcs
<input checked="" type="checkbox"/> Drainage Hook	2pcs

Optional

<input type="checkbox"/> Auto-regression Function (Back Section)	
<input type="checkbox"/> Utility Shelf	
<input type="checkbox"/> Trapeze Bracket/Pole	

K6k

Electric Bed SKD-C



Technical Parameters


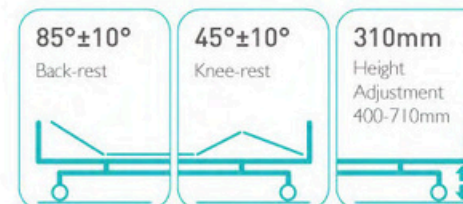
External Length	2105mm
External Width	980mm
Bed Height Min.	400mm
Bed Height Max.	710mm
Mattress Platform	1925×820mm
Safe Working Load	200kg

Technical Configuration

<input checked="" type="checkbox"/> Linear Motor	3pcs	<input checked="" type="checkbox"/> IV Pole Prevision	4pcs
<input checked="" type="checkbox"/> Hand Controller	1pc	<input checked="" type="checkbox"/> Drainage Hook	4pcs
<input checked="" type="checkbox"/> 5° Covered Castors	4pcs	<input checked="" type="checkbox"/> ABS Mattress Retainer	2pcs
<input checked="" type="checkbox"/> Foldable Side Rail	1 set		
<input checked="" type="checkbox"/> PP Bed Ends with Safe Lock	1 set		
<input checked="" type="checkbox"/> IV Pole	1 set		

K3k

Manual Bed SK-CD1



Technical Parameters

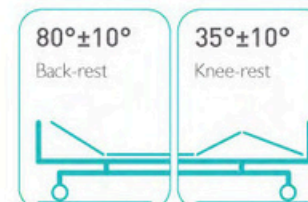
External Length	2160mm
External Width	980mm
Bed Height Min.	400mm
Bed Height Max.	710mm
Mattress Platform	1940×830mm
Safe Working Load	200kg

Technical Configuration

<input checked="" type="checkbox"/> Manual Crank	3pcs	<input checked="" type="checkbox"/> Drainage Hook	4pcs
<input checked="" type="checkbox"/> 5° Covered Castors	4pcs	<input checked="" type="checkbox"/> ABS Mattress Retainer	2pcs
<input checked="" type="checkbox"/> Foldable Side Rail	1 set		
<input checked="" type="checkbox"/> PP Bed Ends with Safe Lock	1 set		
<input checked="" type="checkbox"/> IV Pole	1 set		
<input checked="" type="checkbox"/> IV Pole Prevision	4pcs		

K2k

Manual Bed SK-C1

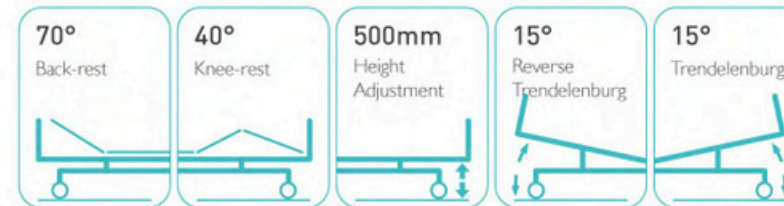


Technical Parameters

External Length	2160mm
External Width	980mm
Bed Height	505mm
Mattress Platform	1930×830mm
Safe Working Load	200kg

Technical Configuration

<input checked="" type="checkbox"/> Manual Crank	2pcs	<input checked="" type="checkbox"/> IV Pole Prevision	4pcs
<input checked="" type="checkbox"/> 5° Covered Castors	4pcs	<input checked="" type="checkbox"/> Drainage Hook	4pcs
<input checked="" type="checkbox"/> Foldable Side Rail	1 set	<input type="checkbox"/> ABS Mattress Retainer	
<input checked="" type="checkbox"/> PP Bed Ends with Safe Lock	1 set	<input type="checkbox"/> Utility Shelf	
<input checked="" type="checkbox"/> IV Pole	1 set		



User's Safety and Comfort from Long Term Care Bed

The physical health and psychological well-being are hot topics for elderly people. Safety is an important quality feature for a nursing bed. Beds' systematic fall prevention can reduce the risk of falling out of the bed.

Our innovative solutions can reduce falls as well as the consequences associated with falls. It is a wonderful match of safety, mobility, height adjustable and coziness. All these features cater to the needs of people who spend a lot of time in bed. The adjustability makes beds more appropriate than a standard bed for providing comfortable support and enabling caregivers to deliver quality care.

- Beech Wood
- Cherry Wood
- Pale Oak
- Dark Oak

HB421
 Electric Homecare Bed
 SKD-C
 Size: 2150×920×185-762mm



HB422
 Electric Homecare Bed
 SKD-C
 Size: 2150×1000×200-745mm



HB425
 Electric Homecare Bed
 SKD-C
 Size: 2150×1000×185-762mm



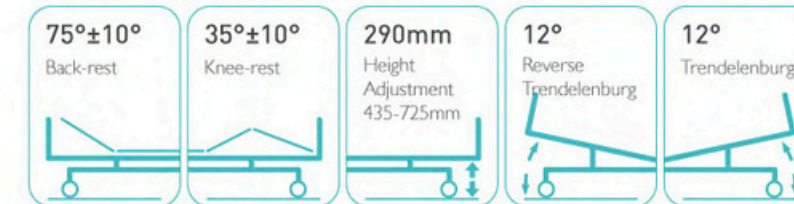
HB426
 Electric Homecare Bed
 SKD-C
 Size: 2200×1025×345-927mm





GB8e

Manual Orthopedic Traction Bed SKD-C



Technical Parameters

External Length	2230mm
External Width	1060mm
Bed Height Min.	435mm
Bed Height Max.	725mm
Mattress Platform	1925×900mm

Technical Configuration

✓ Linear Motor	4pcs	✓ IV Pole Prevision	4pcs
✓ 5" Double Side Castors, Central Locking	4pcs	✓ Drainage Hook	2pcs
✓ PP Side Rail with Angle Indicator	1 set	✓ Aluminium Balkan Frame	1 set
✓ PP Bed Ends with Safe Lock	1 set		
✓ IV Pole	1pc		



Design

ABS guardrail, can be raised and lowered, convenient for patients to go to bed, meet safety standards, provide patients with a comfortable and safe experience.



Steels | Painting

Baosteel from Fortune Global 500. 11 Process epoxy painting, ASTM testing anti-bacterial, paint thickness 0.12mm, brightness 60°, paint can resist 50kg impact.



Welding | Chassis

Panasonic robotic ensure, 360° full smooth wedding Solid bed base made of 5.0 mm stamped rotating plate.



Motor

American motor, with UL/ROHS/EN standard. Noise under 50dB, with lifetime 20,000times movement.



Balkan Frame

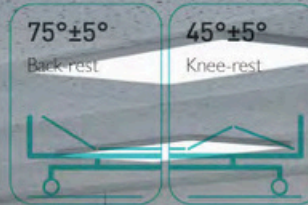
Aluminum Balkan Frame, which can adjust the longitudinal, lateral and height positions in all directions, and can accurately adjust the most comfortable posture of the patient.



Head & Foot Board

Full ABS material, head and foot board can be reversible.

Q5k Electric Children Bed SKD-A



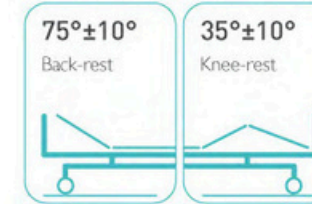
Technical Parameters

External Length	1930mm
External Width	880mm
Bed Height Min.	600mm
Bed Height Max.	1710×780mm

Technical Configuration

✓ Linear Motor	2pcs	✓ 5" Double Side Castors	4pcs
✓ Foldable Side Rail	1 set	✓ IV Pole Prevision	4pcs
✓ PP Bed Ends With Safe Lock	1 set	✓ IV Pole	1 set
✓ PP Bed Platform, Removeable, Washable	1 set	✓ Drainage Hook	2pcs

Q2w Children Bed SK-C1



Technical Parameters

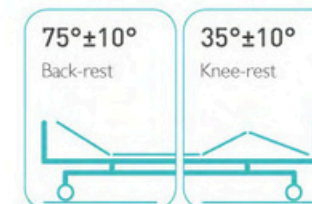
External Length	2185mm
External Width	880mm
Bed Height Min.	540mm
Bed Height Max.	1940×780mm

Technical Configuration

✓ Manual Cranks	2pcs	✓ IV Pole Prevision	4pcs
✓ Foldable Side Rail with ProErgo-Handle™	1 set	✓ IV Pole	1 set
✓ 5" Double Side Castors, Central Locking	4pcs	✓ Drainage Hook	2pcs
✓ PP Bed Platform, Removeable, Washable	1 set	✓ Shoes Holder	1 set
✓ PP Bed Ends With Safe Lock	1 set		



CQ2k Children Bed SK-CD2



Technical Parameters

External Length	1975mm
External Width	880mm
Bed Height Min.	540mm
Bed Height Max.	1730×780mm

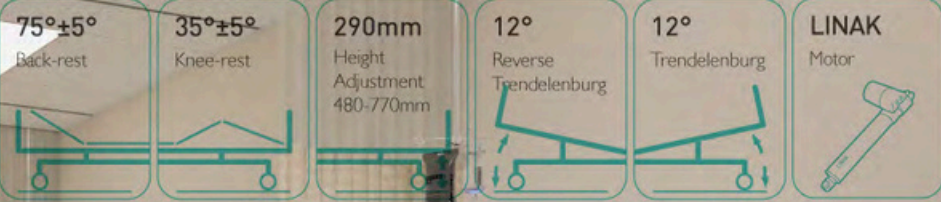
Technical Configuration

✓ Manual Cranks	2pcs	✓ PP Bed Ends with Safe Lock	4pcs
✓ Aluminium Alloy Full Length Side Rail	1 set	✓ IV Pole Prevision	4pcs
✓ 5" Covered Castors	1 set	✓ IV Pole	1 set
✓ PP Bed Platform, Removeable, Washable	1 set	✓ Drainage Hook	2pcs





CQ8k
Electric Children Bed
SKD-C



Technical Parameters

External Length	1975mm
External Width	880mm
Bed Height Min.	480mm
Bed Height Max.	770mm
Mattress Platform	1730×780mm

Technical Configuration

<input checked="" type="checkbox"/> LINAK Motor	4pcs	<input checked="" type="checkbox"/> IV Pole Prevision	4pcs
<input checked="" type="checkbox"/> Stainless Steel Side Rail with Extra Protection	1 set	<input checked="" type="checkbox"/> IV Pole	1pc
<input checked="" type="checkbox"/> PP Bed Ends with Safe Lock	1 set	<input checked="" type="checkbox"/> Drainage Hook	2pcs
<input checked="" type="checkbox"/> PP Bed Platform, Removeable, Washable	1 set		
<input checked="" type="checkbox"/> 5" Double Side Castors, Central Locking	4pcs		

CD3q
Children Bed
SK-CD2



Technical Parameters

External Length	2030mm
External Width	1045mm
Bed Height Min.	500mm
Bed Height Max.	770mm
Mattress Platform	1705×900mm

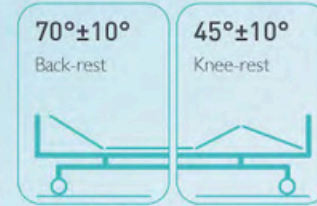
Technical Configuration

<input checked="" type="checkbox"/> Manual Cranks	3pcs	<input checked="" type="checkbox"/> IV Pole	1pc
<input checked="" type="checkbox"/> 5" Hardshell Castors	4pcs	<input checked="" type="checkbox"/> Drainage Hook	2pcs
<input checked="" type="checkbox"/> Aluminium Alloy Full Length Side Rail	1 set		
<input checked="" type="checkbox"/> PP Groce Bed Ends with Safe Lock	1 set		
<input checked="" type="checkbox"/> IV Pole Prevision	4pcs		

CX2x

Children Bed

SK-C2



Technical Parameters

External Length	1910mm
External Width	930mm
Bed Height	575mm
External Height	1260mm
Mattress Platform	1775×710mm

Technical Configuration

✓ Manual Cranks	2pcs	✓ IV Pole	1pc
✓ 5" Double Side Castors	4pcs	✓ Drainage Hook	2pcs
✓ Full Length Side Rail	1set	✓ Buffer Air Spring	4pcs
✓ Plastic Bed Ends	1set		
✓ IV Pole Prevision	4pcs		

CR0q

Children Bed

SK-A2



Technical Parameters

External Length	1600mm
External Width	750mm
Bed Height	500mm
External Height	1040mm
Mattress Platform	1580×660mm

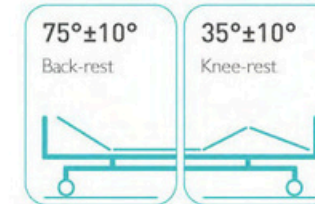
Technical Configuration

✓ 5" Covered Castors	4pcs	✓ Drainage Hook	2pcs
✓ Full Length Side Rail	1set		
✓ Integrated Bed Ends	1set		
✓ IV Pole	1pc		
✓ IV Pole Prevision	4pcs		

CR2q

Children Bed

SK-C2



Technical Parameters

External Length	1800mm
External Width	860mm
Bed Height	600mm
External Height	1110mm
Mattress Platform	1600×760mm

Technical Configuration

✓ Manual Cranks	2pcs	✓ IV Pole Prevision	4pcs
✓ Full Length Side Rail	1set	✓ Drainage Hook	2pcs
✓ Integrated Bed Ends	1set	✓ Shoes Holder	1pc
✓ Anti-slip Bed Feet Cover	4pcs		
✓ IV Pole	1pc		

X01-1

Baby Crib
SK-AD3



Technical Parameters

External Length	890mm
External Width	520mm
Bed Height Min.	770mm
Bed Height Max.	940mm

Technical Configuration

<input checked="" type="checkbox"/>	Hydraulic Pump	1 pc
<input checked="" type="checkbox"/>	Bassinet	1 pc
<input checked="" type="checkbox"/>	3" Double Side Castors	4 pcs

X01-5

Baby Crib
SK-A3



Technical Parameters

External Length	810mm
External Width	520mm
Bed Height	990mm

Technical Configuration

<input checked="" type="checkbox"/>	Bassinet	1 pc	<input checked="" type="checkbox"/>	IV Pole	1 set
<input checked="" type="checkbox"/>	3" Covered Castors	4 pcs	<input checked="" type="checkbox"/>	Utility Basket	1 pc
<input checked="" type="checkbox"/>	IV Pole Prevision	2 pcs	<input checked="" type="checkbox"/>	Adjustable Air Spring	1 pc

X01

Baby Crib
SK-A3



Technical Parameters

External Length	810mm
External Width	490mm
Bed Height	960mm

Technical Configuration

<input checked="" type="checkbox"/>	Bassinet	1 pc
<input checked="" type="checkbox"/>	3" Covered Castors	4 pcs
<input checked="" type="checkbox"/>	IV Pole Prevision	2 pcs

X20

Pediatric Exam Table
SKZ-A1

Technical Parameters

External Length	1800mm
External Width	650mm
Bed Height	830mm



X36-1

Electric Examination Table SKD-A



Technical Parameters

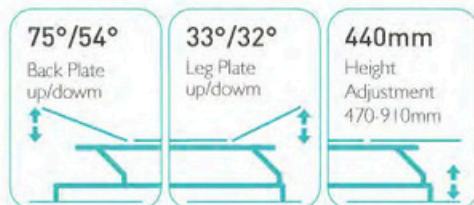
External Length	1960mm
External Width	680mm
Table Height Min.	470mm
Table Height Max.	910mm

Technical Configuration

<input checked="" type="checkbox"/> Adjustable arm support	1pc	<input checked="" type="checkbox"/> Brake Pedal	4pcs
<input checked="" type="checkbox"/> Motor	1pc	<input checked="" type="checkbox"/> Hand Controller	1pc
<input checked="" type="checkbox"/> Gas spring	2pcs	<input checked="" type="checkbox"/> Manual Operator	1pc
<input checked="" type="checkbox"/> 3" Castor	4pcs		

X36

Electric Examination Table SKD-A



Technical Parameters

External Length	1890mm
External Width	860mm
Table Height Min.	470mm
Table Height Max.	910mm

Technical Configuration

<input checked="" type="checkbox"/> Pillow	1pc	<input checked="" type="checkbox"/> Brake Pedal	4pcs
<input checked="" type="checkbox"/> Motor	1pc	<input checked="" type="checkbox"/> Hand Controller	1pc
<input checked="" type="checkbox"/> Gas spring	2pcs	<input checked="" type="checkbox"/> Manual Operator	1pc
<input checked="" type="checkbox"/> 3" Castor	4pcs		

X26

Electric Examination Table SKD-A



Technical Parameters

External Length	1810mm
External Width	680mm
Table Height Min.	480mm
Table Height Max.	850mm

Technical Configuration

<input checked="" type="checkbox"/> Pillow	1pc	<input checked="" type="checkbox"/> Hand Controller	1pc
<input checked="" type="checkbox"/> Motor	1pc	<input checked="" type="checkbox"/> Paper Roll Holder	1pc
<input checked="" type="checkbox"/> Mechanical Lever to Adjust Back Rest	1pc		
<input checked="" type="checkbox"/> 2" Castor	2pcs		

X14

Hydraulic Examination Table SKZ-BD2



Technical Parameters

External Length	1940mm
External Width	700mm
Table Height Min.	490mm
Table Height Max.	890mm

Technical Configuration

<input checked="" type="checkbox"/> Hydraulic Pump	1pc
<input checked="" type="checkbox"/> Adjustable Air Spring	2pcs
<input checked="" type="checkbox"/> 5" Covered Castor	4pcs
<input checked="" type="checkbox"/> Hydraulic pedal	2sets

X07a

Examination Table SKZ-A1



X07



Technical Parameters

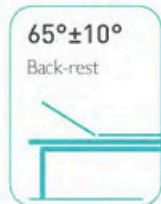
External Length	1900mm
External Width	600mm
Table Height	680mm

Technical Configuration

<input checked="" type="checkbox"/> Anti-slip Bed Feet Cover	4pcs

X09

Examination Table SKZ-B1



Technical Parameters

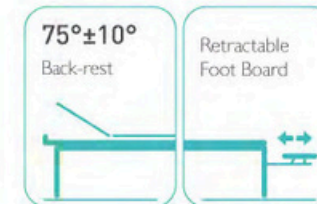
External Length	1900mm
External Width	600mm
Table Height	680mm

Technical Configuration

<input checked="" type="checkbox"/> Anti-slip Bed Feet Cover	4pcs
<input checked="" type="checkbox"/> Mechanical Lever to Adjust Back Rest	1set

A048

Gynecological Examination Table SKZ-B1



Technical Parameters

External Length	1810mm
External Width	690mm
Table Height	880mm

Technical Configuration

<input checked="" type="checkbox"/> Drawer	3pcs	<input checked="" type="checkbox"/> Lithotomy Rod	1set
<input checked="" type="checkbox"/> Step Stool	1pc	<input checked="" type="checkbox"/> Stainless Steel Basin	1pc
<input checked="" type="checkbox"/> Retractable Foot Board	1pc	<input checked="" type="checkbox"/> Paper Roll Holder	1pc

A98-3

Electric Obstetric Bed SKL-A



Technical Parameters

External Length	2140mm
External Width	1120mm
Table Height Min.	595mm
Table Height Max.	905mm

Technical Configuration

✓ Leg Holder	1 pair	✓ IV pole	1 pc	✓ Castors	1 set
✓ Clamp	1 pair	✓ Hand Controller	1 pc	✓ Stainless Steel	1 pc
✓ Grab Handle	1 pair	✓ Steel Guradrial	1 pair		
✓ Basin	1 pc	✓ Cushion	1 set		

A98-4

Electric Obstetric Bed SKL-A



Technical Parameters

External Length	1980mm
External Width	960mm
Table Height Min.	650mm
Table Height Max.	940mm

Technical Configuration

✓ Mattress	1 pc	✓ Slider	2 pcs	✓ Castors	4 pcs
✓ Handle	2 pcs	✓ Tightener	2 pcs	✓ Central Locking Pedal	2 pcs
✓ Leg Support	2 pcs	✓ Hand Controller	1 pc		
✓ ABS Side Rail	2 pcs	✓ Stainless Steel Basin	1 pc		

A99-13

Electric Obstetric Bed SKL-A



Technical Parameters

External Length	2100mm
External Width	600mm
Table Height Min.	750mm
Table Height Max.	1000mm

Technical Configuration

✓ Armrest	2 pcs	✓ SST Rinsing Basin	1 pc
✓ Knee Curtch	2 pcs	✓ Pedal Controller	1 pc
✓ Pull Handle	2 pcs	✓ LED Examination Light	1 pc
✓ Anesthesia Frame	1 pc		



A99-7

Electric Obstetric Bed

SKL-A

250mm Height Adjustment 	55°/18° Back Plate up/down 	35°/3° Seat Plate up/down 	90° Leg Plate Swing Out
---------------------------------------	--	---	---------------------------------------

ELECTRIC OBSTETRIC BED

Frame
 Base cover made of high quality ABS. It can be sterilized at the temperature above 100 °C. The tensile strength up to 30 MPa. Base structure is made of high-quality seamless steel, robot welded with high strength.

Battery
 Battery could support about 80-120 complete operation cycles. Working time could be last for one week according to useage and help to keep the operating table running in the event of power failure.



Bed Width
 Seamless foam mattress, with waterproof PU cover. Easy cleaning and disinfection.



Arm Plate
 Flexible arm plate adjustment.



Hand Controller
 Electrical braking system. Controlled by hand controller.

Technical Parameters

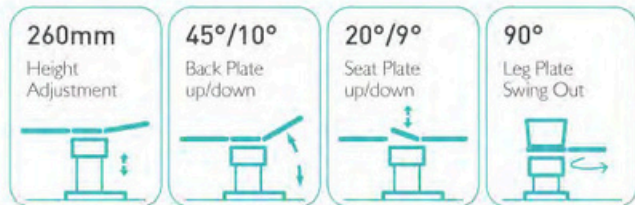
External Length	1980mm
External Width	720mm
Table Height Min.	630mm
Table Height Max.	880mm

Technical Configuration

<input checked="" type="checkbox"/> Bed Frame	1pc	<input checked="" type="checkbox"/> Hand Bars	2pcs	<input checked="" type="checkbox"/> Caster	1pc
<input checked="" type="checkbox"/> Foot Pedal	1pc	<input checked="" type="checkbox"/> Leg Support with Cushion	2pcs		
<input checked="" type="checkbox"/> Hand Controller	1pc	<input checked="" type="checkbox"/> Arm Support with Cushion	2pcs		
<input checked="" type="checkbox"/> Anesthesia Screen	1pc	<input checked="" type="checkbox"/> Stainless Steel Basin	1pc		

A99-5

Electric Obstetric Bed SKL-A



Technical Parameters

External Length	1950mm
External Width	660mm
Table Height Min.	680mm
Table Height Max.	940mm

Technical Configuration

✓ Arm Support	2pcs	✓ Tightener	2pcs	✓ Slider	4pcs
✓ Handle	2pcs	✓ Hand Controller	1pc		
✓ Leg Support	2pcs	✓ Foot Switch	1pc		
✓ Stirrup	2pcs	✓ Stainless Steel Basin	1pc		

A105

Manual Obstetric Table SKF-C



Technical Parameters

External Length	1900mm
External Width	600mm
Table Height Min.	700mm
Table Height Max.	950mm

Technical Configuration

✓ Bed Frame	1pc	✓ Leg Support with Cushion	2pcs
✓ Mattress	1pc	✓ Arm Support with Cushion	2pcs
✓ Anesthesia Screen Frame	1pc	✓ Stainless Steel Basin	1pc
✓ Hand Bars	2pcs		

A99-8

Electric Gynecological Exam Couch SKL-B



Technical Parameters

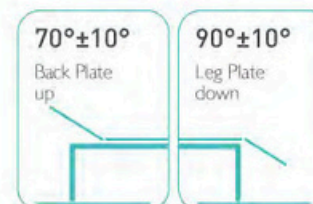
External Length	1400mm
External Width	740mm
Table Height Min.	610mm
Table Height Max.	1100mm

Technical Configuration

✓ Hand Bars	2pcs
✓ Leg Support with Cushion	2pcs
✓ Foot Pedal	1pc
✓ Stainless Steel Basin	1pc

A045-1

Gynecological Table SKF-A



Technical Parameters

External Length	1820mm
External Width	590mm
Table Height	800mm

Technical Configuration

✓ Lithotomy Rod	1set	✓ Mechanical Lever	2sets
✓ Hand Bar	1set	✓ Stainless Steel Basin	1pc
✓ Anti-slip Bed Feet Cover	4pcs		



A100-4B

Electric-Hydraulic Operating Table SKT-C

A100-4B is an electric hydraulic operating table designed for increasingly complex surgical situations, focusing on simplifying operation, ensuring safety, and ensuring reliability. This operating table has a super load-bearing capacity in any position. The simple button-type joint connection and modular quick disassembly design of the tabletop make it suitable for a variety of surgeries.

35° Reverse Trendelenburg 	35° Trendelenburg 	25° Lateral Tilt left/right 	50°/60° Head Plate up/down 	80°/45° Back Plate up/down 	80°/90° Leg Plate up/down
120mm Kidney Bridge Up 	350mm Horizontal Sliding C type Arm 	90° Foot Plate Horizontal Positioning 	100° Flex 	220° Reflex 	Quick Disassembly Design



Technical Parameters

External Length	2100mm
External Width	550mm
Table Height Min.	550mm
Table Height Max.	1050mm

Technical Configuration

<input checked="" type="checkbox"/> Bed Frame	1pc	<input checked="" type="checkbox"/> Arm Holder with Cushion	2pcs
<input checked="" type="checkbox"/> Mattress	1set	<input checked="" type="checkbox"/> Leg Support with Cushion	2pcs
<input checked="" type="checkbox"/> Anesthesia Screen Frame	1pc	<input checked="" type="checkbox"/> Foot Support with Cushion	2pcs
<input checked="" type="checkbox"/> Shoulder Holder with Cushion	2pcs	<input checked="" type="checkbox"/> Hand Controller	2pcs



A106-2

Electric-Hydraulic Operating Table SKT-C

A106-2 is a highly automated electric-hydraulic operating table, which can meet the needs of various surgical operations. The unique design of a super-low position of 500mm, aimed for the brain surgery and ophthalmic surgery.

<p>25° Reverse Trendelenburg</p>	<p>25° Trendelenburg</p>	<p>20° Lateral Tilt left/right</p>	<p>45°/90° Head Plate up/down</p>
<p>80°/20° Back Plate up/down</p>	<p>15°/90° Leg Plate up/down</p>	<p>90° Foot Plate Horizontal Positioning</p>	<p>100mm Kidney Bridge Up</p>



Technical Parameters

External Length	2085mm
External Width	550mm
Table Height Min.	510mm
Table Height Max.	810mm

Technical Configuration

<input checked="" type="checkbox"/> Anaesthesia Screen	1 pc	<input checked="" type="checkbox"/> Foot Support	1 pc	<input checked="" type="checkbox"/> Fixing Clamp	7 pcs
<input checked="" type="checkbox"/> Hand Remote	1 pc	<input checked="" type="checkbox"/> Mattress	1 set	<input checked="" type="checkbox"/> Power Line	1 pc
<input checked="" type="checkbox"/> Kidney Bridge Handle	1 pc	<input checked="" type="checkbox"/> Shoulder Support	1 pair		
<input checked="" type="checkbox"/> Arm Support	1 pc	<input checked="" type="checkbox"/> Long Fixing Clamp	1 pair		



A302 Electric Operating Table SKL-A

A302 is a highly automated electric Multi-functional operating table. Its elevation, lowering, trendelenburg, reverse trendelenburg, lateral tilt, back folding, vertical translation and leg folding are all electrically operated. The operating table is equipped with a digital display hand controller to make operation easy and intuitive. With Imported large diameter castors, smooth movement, stable brake system. The standard dual control system guarantees the safety of operation.



Technical Parameters

External Length	2150mm
External Width	555mm
Table Height Min.	700mm
Table Height Max.	1000mm

Technical Configuration

<input checked="" type="checkbox"/> Bed Frame	1pc	<input checked="" type="checkbox"/> Arm Holder	2pcs	<input checked="" type="checkbox"/> Sliding Block	8pcs
<input checked="" type="checkbox"/> Mattress	1 set	<input checked="" type="checkbox"/> Leg Support	2pcs	<input checked="" type="checkbox"/> Spanner	5pcs
<input checked="" type="checkbox"/> Anesthesia Screen Frame	1pc	<input checked="" type="checkbox"/> Foot Support	2pcs		
<input checked="" type="checkbox"/> Shoulder Holder	2pcs	<input checked="" type="checkbox"/> Hand Controller	1pc		

A301

Electric Operating Table

SKL-A

A301 is a multi-functional electric operating table. Its mattress is made of polyurethane molded material, can be sterilized and cleaned at high temperature, and there are no gaps so to avoid bacterial growth. The platform is made of high-purity phenolic resin board applicable for C-arm, and can be slid up to 350mm in one direction. The X-ray photography can carry out the whole body radiography examination without moving the patient, no blind spots or shadows.



Technical Parameters

External Length	2150mm
External Width	555mm
Table Height Min.	750mm
Table Height Max.	1000mm

Technical Configuration

<input checked="" type="checkbox"/> Bed Frame	1pc	<input checked="" type="checkbox"/> Arm Holder	2pcs	<input checked="" type="checkbox"/> Sliding Block	8pcs
<input checked="" type="checkbox"/> Mattress	1set	<input checked="" type="checkbox"/> Leg Support	2pcs	<input checked="" type="checkbox"/> Spanner	5pcs
<input checked="" type="checkbox"/> Anesthesia Screen Frame	1pc	<input checked="" type="checkbox"/> Foot Support	2pcs		
<input checked="" type="checkbox"/> Shoulder Holder	2pcs	<input checked="" type="checkbox"/> Hand Controller	1pc		

A100-4

Electric Operation Table

SKL-A

A100-4 is an electric operating table that can meet the needs of various surgeries. It is driven by low-voltage DC motor, with safe and stable performance. Super wide table top, super long sliding distance. It can be applicable for C-arm. It has a high level of automation, low noise, strong reliability, and imported original parts for key parts. It is a perfect and ideal operating table.



Technical Parameters

External Length	2070mm
External Width	550mm
Table Height Min.	700mm
Table Height Max.	1000mm

Technical Configuration

<input checked="" type="checkbox"/> Bed Frame	1pc	<input checked="" type="checkbox"/> Arm Holder with Cushion	2pcs
<input checked="" type="checkbox"/> Mattress	1set	<input checked="" type="checkbox"/> Leg Support with Cushion	2pcs
<input checked="" type="checkbox"/> Anesthesia Screen Frame	1pc	<input checked="" type="checkbox"/> Foot Support with Cushion	2pcs
<input checked="" type="checkbox"/> Shoulder Holder with Cushion	2pcs	<input checked="" type="checkbox"/> Kidney Bridge Handle	1pc

A100-4A

Electric Operating Table SKL-A

A100-4A is an electric operating table with super load-bearing and extra-long sliding distance, which can be applicable for C-arm. The built-in large-capacity battery can continue to support all operations in the event of a power failure. And the operating table adopts a dual-control system to ensure the safety of the operation.



Technical Parameters

External Length	2100mm
External Width	550mm
Table Height Min.	710mm
Table Height Max.	1010mm

Technical Configuration

<input checked="" type="checkbox"/> Bed Frame	1pc	<input checked="" type="checkbox"/> Arm Holder with Cushion	2pcs	<input checked="" type="checkbox"/> Kidney Bridge Handle	1pc
<input checked="" type="checkbox"/> Mattress	1set	<input checked="" type="checkbox"/> Leg Support with Cushion	2pcs		
<input checked="" type="checkbox"/> Anesthesia Screen Frame	1pc	<input checked="" type="checkbox"/> Foot Support with Cushion	2pcs		
<input checked="" type="checkbox"/> Shoulder Holder with Cushion	2pcs	<input checked="" type="checkbox"/> Hand Controller	1pc		

A2000

Electric Operating Table SKL-A

A2000 is a basic electric operating table with a very high cost effective, it can fulfill the requirement of general surgeries. Its built-in battery can continue to support all operations in the event of a power failure.



Technical Parameters

External Length	2100mm
External Width	480mm
Table Height Min.	680mm
Table Height Max.	930mm

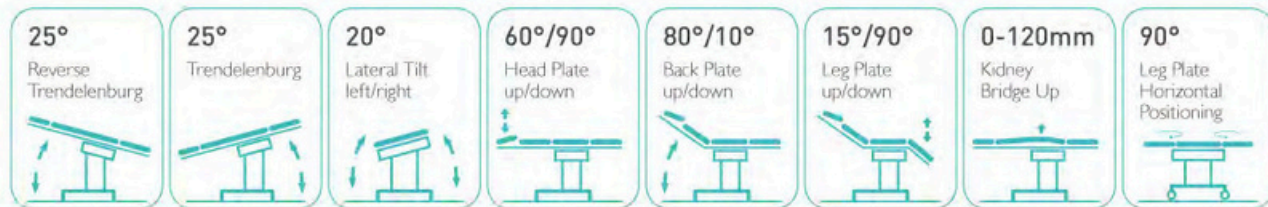
Technical Configuration

<input checked="" type="checkbox"/> Bed Frame	1pc	<input checked="" type="checkbox"/> Arm Holder	2pcs	<input checked="" type="checkbox"/> Sliding Block	10pcs
<input checked="" type="checkbox"/> Mattress	1set	<input checked="" type="checkbox"/> Leg Support	2pcs	<input checked="" type="checkbox"/> Spanner	4pcs
<input checked="" type="checkbox"/> Anesthesia Screen Frame	1pc	<input checked="" type="checkbox"/> Foot Support	2pcs		
<input checked="" type="checkbox"/> Shoulder Holder	2pcs	<input checked="" type="checkbox"/> Hand Controller	1pc		

A3008B-1

Manual Operating Table

SK1F-R

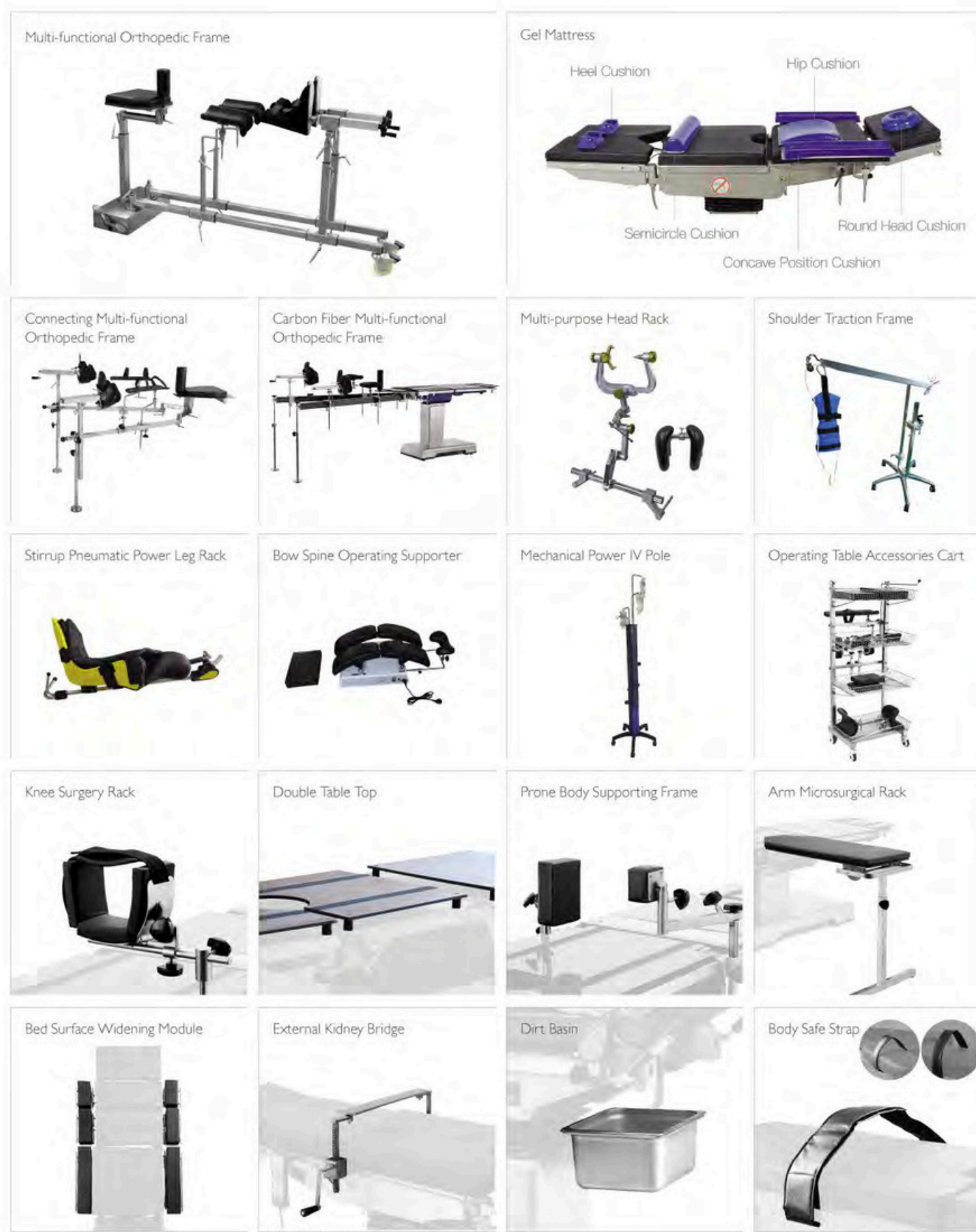


Technical Parameters

External Length	1940mm
External Width	480mm
Table Height Min.	770mm
Table Height Max.	1020mm

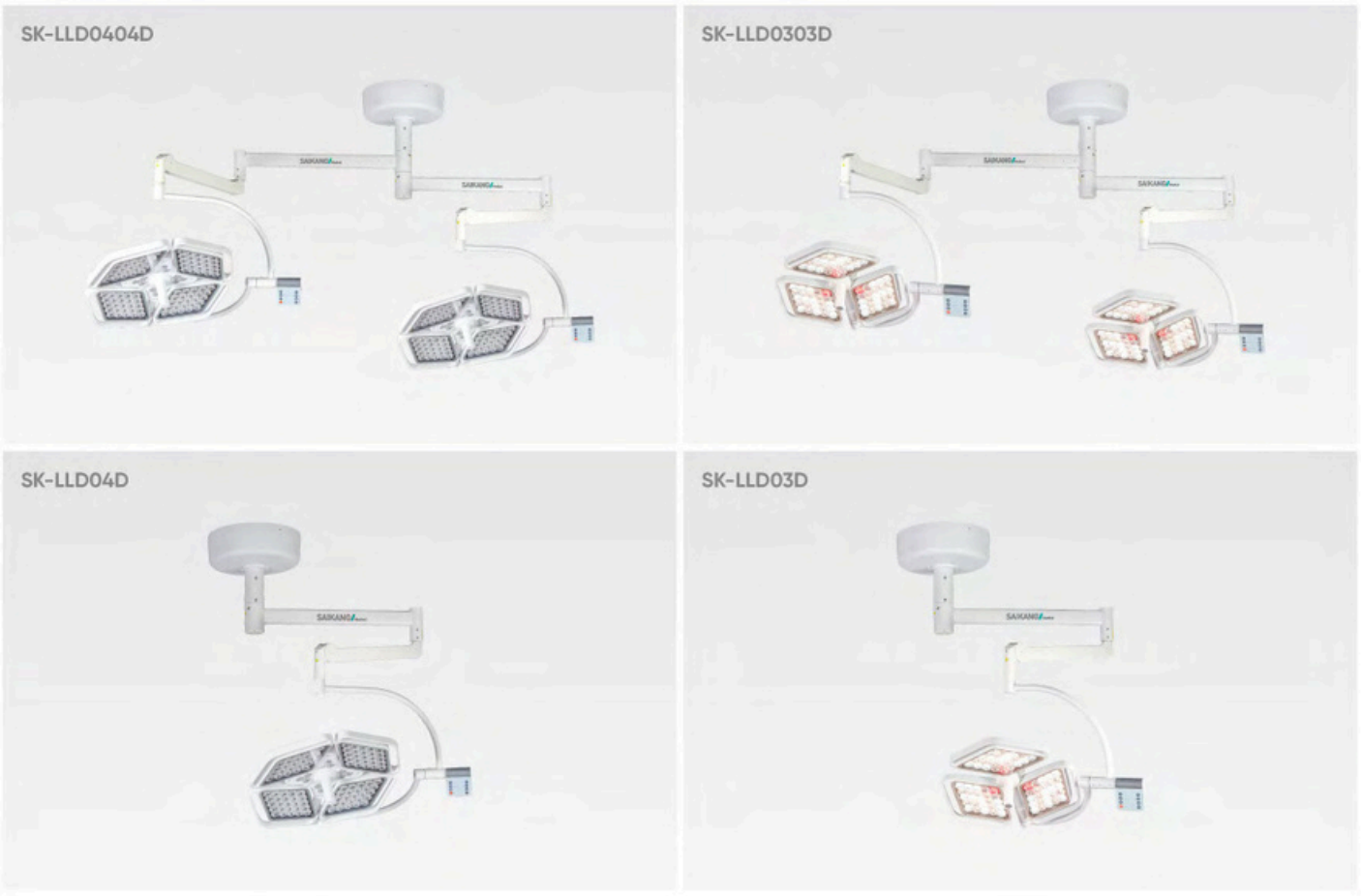
Technical Configuration

<input checked="" type="checkbox"/> Lumbar Support	2pcs	<input checked="" type="checkbox"/> Anesthesia Screen Frame	1pc
<input checked="" type="checkbox"/> Arm Holder	2pcs		
<input checked="" type="checkbox"/> Leg Support	2pcs		
<input checked="" type="checkbox"/> Shoulder Holder	2pcs		





LUXI series
LED
OPERATION
LAMP



		SK-LLD0404D	SK-LLD0303D	SK-LLD04D	SK-LLD03D
Diameter of lighthouse	mm	700/700	615/615	700	615
Illumination	Lux	160000/160000	140000/140000	160000	140000
Color Temperature	Kelvin	3500-5000	3500-5000	3500-5000	3500-5000
Color Rendering Index(CRI)	Ra	≥96	≥96	≥96	≥96
Temperature rise(Surgeon head)	°C	≤2	≤2	≤2	≤2
Temperature rise(Surgical field)	°C	≤1	≤1	≤1	≤1
Effective Focusing Depth	cm	100	100	100	100
Lighting Spot Size	cm	10-25	10-25	10-25	10-25
L1+L2 depth of illumination	cm	100	100	100	100
Average Bulb Life	hours	≥50000	≥50000	≥50000	≥50000

Illumination/Lighting Spot Size: at 1m

IXUS / series

LED Operation Lamp

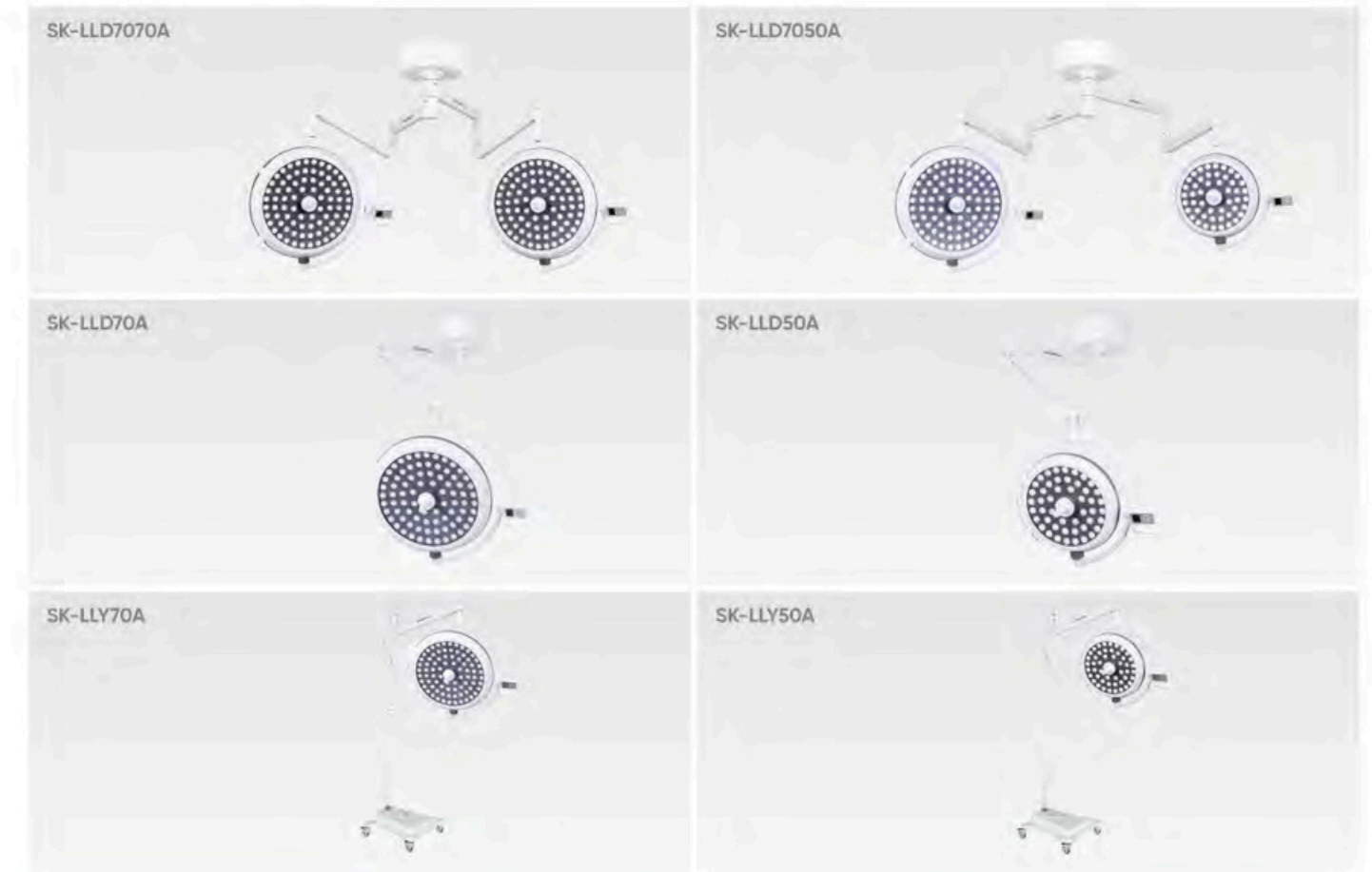


		SK-LLD7272C	SK-LLD7252C	SK-LLD72C	SK-LLD52C	SK-LLY72C	SK-LLY52C
Diameter of lighthouse	mm	720/720	720/520	720	520	720	520
Illumination	Lux	160000/160000	160000/160000	160000	160000	160000	160000
Color Temperature	Kelvin	3000-6700	3000-6700	3000-6700	3000-6700	3000-6700	3000-6700
Color Rendering Index(CRI)	Ra	≥98	≥98	≥98	≥98	≥98	≥98
Temperature rise(Surgeon head)	°C	≤1	≤1	≤1	≤1	≤1	≤1
Temperature rise(Surgical field)	°C	≤2	≤2	≤2	≤2	≤2	≤2
Effective Focusing Depth	cm	130	130	130	110	130	110
Lighting Spot Size	cm	10-35	10-35	10-35	10-35	10-35	10-35
L1+L2 depth of illumination	cm	100	100	100	100	100	100
Average Bulb Life	hours	≥60000	≥60000	≥60000	≥60000	≥60000	≥60000

Illumination/Lighting Spot Size: at 1m

WILLYS / series

LED Operation Lamp



		SK-LLD7070A	SK-LLD7050A	SK-LLD70A	SK-LLD50A	SK-LLY70A	SK-LLY50A
Diameter of lighthouse	mm	700/700	700/500	700	500	700	500
Illumination	Lux	180000/180000	180000/160000	180000	160000	180000	160000
Color Temperature	Kelvin	3700-5000	3700-5000	3700-5000	3700-5000	3700-5000	3700-5000
Color Rendering Index(CRI)	Ra	85-95	85-95	85-95	85-95	85-95	85-95
Temperature rise(Surgeon head)	°C	≤1	≤1	≤1	≤1	≤1	≤1
Temperature rise(Surgical field)	°C	≤1	≤1	≤1	≤1	≤1	≤1
Effective Focusing Depth	cm	60-130	60-130	60-130	60-130	60-130	60-130
Lighting Spot Size	cm	16-28	16-28	16-28	16-28	16-28	16-28
L1+L2 depth of illumination	cm	130	130	130	130	130	130
Average Bulb Life	hours	≥80000	≥80000	≥80000	≥80000	≥80000	≥80000

Illumination/Lighting Spot Size: at 1m

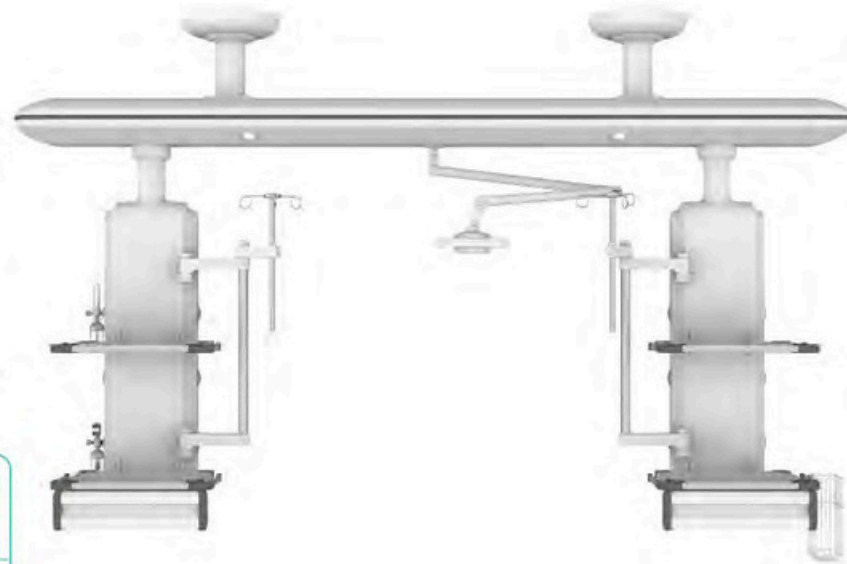
SK-PQ001

Medical Bridge Ceiling Pendant (separate wet and dry areas)

The ICU medical bridge ceiling pendant (separate wet and dry areas) is a medical rescue auxiliary equipment;

Features:

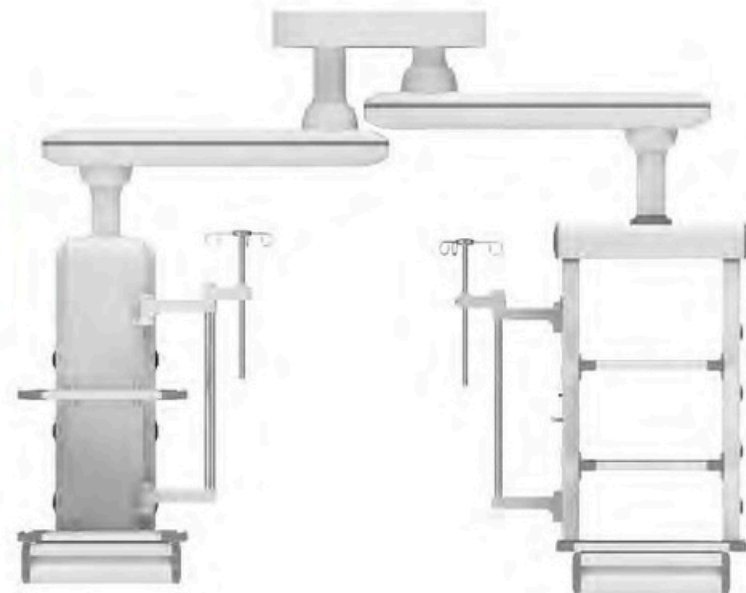
1. There are multi-layer instrument platforms in wet (gas) and dry (electric) areas;
2. The height of drawers can be adjusted;
3. With retractable IV pole, with four hooks;
4. The function columns and cabinets built in rotation limit device to prevent the drift;



SK-PQ004

Multi-arm Medical Ceiling Pendant

The multi-arm combined medical bridge ceiling pendant is suitable for compact ICU rooms, the combination of flexible arms and function columns can make full use of the space of the ICU rooms.



SK-PT001

Single Arm Medical Bridge Ceiling Pendant

The single arm medical bridge ceiling pendant, meeting the daily load-bearing requirements and using strong material, made of imported antibacterial plastic powder, ensuring the cleanliness of the operating environment. Its rich accessories matching various systems, greatly extending the clinical practicability.



SK-PT002



Single Arm Medical Endoscopic Bridge Ceiling Pendant

The single arm medical endoscopic bridge ceiling pendant is endoscopy surgery auxiliary equipment, meeting the daily load-bearing requirements and using strong material, made of imported antibacterial plastic powder, ensuring the cleanliness of the operating environment. Its rich accessories matching various systems, greatly extending the clinical practicability.




Mattress (OEM Size)

SKP001



SKP011



SKP006

Air Mattress



Mattress

Arrangement	2.5" bubble pad	Dimension	2000×900×70mm
Material	medical grade PVC	Weight	3kg

SKP013

Air Mattress



Mattress

Standard Size	80"×32"×5"	Bottom	tarpaulin /nylon PU
Top cover	Nylon PU /strength	Mattress weight	5.5-7kg
Air cells	Nylon / PVC/TPU	Weight Capacity	135-145kg

SKP012

Air Mattress



Mattress

Standard Size	80"×32-36"	Bottom	tarpaulin /nylon PU
Top cover	Nylon PU /strength	Mattress weight	5.5-6.5kg
Air cells	Nylon / PVC/TPU	Weight Capacity	135-145kg

SKP015

ICU Air Mattress



Mattress

Standard Size	80"×32"×8"	Bottom	tarpaulin /nylon PU
Top cover	Nylon PU /strength	Mattress weight	10kg
Air cells	Nylon / PVC/TPU	Weight Capacity	180kg



SKS009-2

Phenolic Resin Bedside Table

Technical Parameters

External Size	510x480x750mm
Dining Table Max. Height	950mm

Technical Configuration

✓ Top Guardrail	Stainless Steel
✓ Drawer	1 pc
✓ Cabinet	1 pc
✓ Casters	4 pcs
✓ Side Pull-up Writing Board	1 pc



SKS025

Phenolic Resin Bedside Table

475x475x800mm(LxWxH)

SKH046-11

Overbed Table

Technical Parameters

800x395x870-1170mm

Technical Configuration

- ✓ Air Spring for Height Adjustment
- ✓ Phenolic Resin Table Top

300mm
Height
Adjustment



SKS02-W

ABS Bedside Table

475x465x745mm(LxWxH)



SKS03-W

ABS Bedside Table

480x460x950mm(LxWxH)



SKS007-4

Steel Bedside Table

440x460x810mm(LxWxH)



SKS036

Bedside Table

440x440x790mm(LxWxH)



SKS008

ABS+Steel Bedside Table

500x510x705mm(LxWxH)



SKS013-1

ABS+Steel Bedside Table

575x500x750mm(LxWxH)



SKH046-2

Overbed Table

290mm
Height
Adjustment



Technical Parameters

890x445x760-1050mm

Technical Configuration

- ✓ Air Spring for Height Adjustment
- ✓ ABS Table Top with Cup Socket



SKH046-14

Overbed Table

300mm
Height
Adjustment



Technical Parameters

890x400x890-1190mm

Technical Configuration

- ✓ Air Spring for Height Adjustment
- ✓ ABS Table Top with Cup Socket and Push Handle



SKH042

Overbed Table

300mm
Height
Adjustment



Technical Parameters

800x410x810-1110mm

Technical Configuration

- ✓ Air Spring for Height Adjustment
- ✓ MDF Table Top



SKH046-1

Telescopic Dining Board

150mm
Telescopic



Technical Parameters

870-1016x350mm

Technical Configuration

- ✓ Hook



SKE001

Attendant Chair

Technical Parameters

Seat Size 680×720×940mm

Bed Size 680×1900×590mm



SKE001-5

Therapy Chair

Technical Parameters

Seat Size 780×650×450mm

Bed Size 2060×650×450mm



SKE091

Blood Donation Chair

Technical Parameters

Seat Size 560×1030×1200mm

Bed Size 560×1650×470mm



SKE941

Therapy Chair

Technical Parameters

Seat Size 540×460×560mm

Bed Size 1100×770×1280mm



SKE001-10

Attendant Sofa

Technical Parameters

Seat Size 850×1000×850mm

Bed Size 600×1880×430mm



SKE014-9

Attendant Sofa

Technical Parameters

Seat Size 1450×1000×850mm

Bed Size 1200×1880×430mm



SKE942

Therapy Chair

Technical Parameters

Seat Size 530×500×520mm

Bed Size 1205×668×1180mm



SKE943

Therapy Chair

Technical Parameters

Seat Size 480×510×520mm

Bed Size 1400×730×520mm



SKE-188A

Electric Chemotherapy Chair

0° - 70°
Back Section
Adjustment



0° - 60°
Leg Section
Adjustment



520-680mm
Height
Adjustable





Technical Parameters

External Length	2000mm
External Width	680mm
Bed Height Min.	520mm
Bed Height Max.	680mm

Technical Configuration

<input checked="" type="checkbox"/> Flexible Mattress	1 set	<input checked="" type="checkbox"/> Hand Controller	1 pc
<input checked="" type="checkbox"/> Flexible Pillow	1 pc		
<input checked="" type="checkbox"/> Headboard	1 pc		
<input checked="" type="checkbox"/> Aluminum Alloy Lifting Barrier	2 pcs		

SKE-135

Electric Two Function Dialysis Chair

-10° - 70°
Back Section
Adjustment



-70° - 0°
Leg Section
Adjustment



Technical Parameters
1800×550×550mm

Technical Configuration

- Hand Controller
- Power Line
- 3" Silent Caster



SKE-133

Electric Three Function Dialysis Chair

-8° - 70°
Back Section
Adjustment



-60° - 0°
Leg Section
Adjustment



550-750mm
Height
Adjustable



Technical Parameters
2000×580×(550-750)mm

Technical Configuration

- Hand Controller
- Power Line
- 3" Silent Caster
- With CPR
- Small Dining Table



SKE-132

Electric Two Function Dialysis Chair

0° - 70°
Back Section
Adjustment



-70° - 0°
Leg Section
Adjustment



Technical Parameters
1750×580×530mm

Technical Configuration

- Hand Controller
- Power Line
- 3" Silent Caster
- Small Dining Table



SKE-134

Electric Three Function Dialysis Chair

-8° - 70°
Back Section
Adjustment



-50° - 0°
Leg Section
Adjustment



550-700mm
Height
Adjustable



Technical Parameters
1910×580×(550-700)mm

Technical Configuration

- Hand Controller
- Power Line
- 3" Silent Caster
- Small Dining Table





SKE909 Reclining Sofa

Technical Parameters

Seat Size	640×900mm
Bed Size	640×1950mm



SKE087 Reclining Chair

Technical Parameters

Seat Size	820×850×1070mm
Bed Size	820×1600×450mm



Teacup Mat



SKE090 Blood Donation Chair

Technical Parameters

Seat Size	910×480×960mm
-----------	---------------

Technical Configuration

<input checked="" type="checkbox"/> Arm	2pcs
<input checked="" type="checkbox"/> Anti-slip Feet Cover	4pcs



Treat-waiting Chair



SKE011-1
Material: PU
1630×665×850mm(L×W×H)



SKE011-2
Material: PU
1780×710×900mm(L×W×H)



SKE011
Material: PU
1770×605×845mm(L×W×H)



SKE006-1
Material: PVC
1655×675×870mm(L×W×H)



SKE006-2
Material: PU
1800×640×840mm(L×W×H)

SKE180
Electric Wheelchair
Size: 1150×650×950mm



SKE030
Wheelchair
Powder Coated Steel Structure
Seat Dimension: 395×455mm
Size: 1030×650×870mm



SKE718
Aluminium Alloy Wheelchair
Size: 1000×650×925mm



SKE697
Wheelchair (widened)
Size: 1100×720×930mm



SKE709
Children's Wheelchair
Size: 970×525×890mm



SKE031
Commode Chair
Height Adjustable, with Foot Pedal
Aluminium Folding Frame, Plastic
Size: 880×530×900mm



SKE052
Office Chair
Powder Coated Steel Structure
Back and Seat Section with the Elastic Fabrics
Size: 480×470×780mm



SKE711
Office Chair
Mesh Chair Back-high-quality Mesh with Recycled
Sponge, Plastic Handrail
Size: 500×580×500-600mm



SKE802
Dental Chair
Chrome Plated Structure with Polyurethane Foam Seat
Size: Ø350×450-560mm



SKE015-2
Nurse Stool
Chrome Plated Structure with PU Foam Seat Top
Size: Ø340×490-680mm



SKE801
Nurse Stool
Stainless Steel Base with PU Leather,
High Density Sponge Seat
Size: Ø350×490-630mm



SKE015-5
Nurse Stool
Chrome Plated Structure with PU Leather,
High Density Sponge Seat
Size: Ø330×445-575mm



SKE013
Nurse Stool
Chrome Plated Structure with PU Foam Seat Top
Size: Ø330×445-575mm



SKE015-4
Nurse Stool
Chrome Plated Structure with PU Leather,
High Density Sponge Seat
Size: 440×400×450-590mm



SKE013-10
Lab Chair
Chrome Plated Structure with Polyurethane Foam Seat
Size: Ø350×435-575mm



SKE017-4
Stainless Steel Surgical Stool
201 Stainless Steel Structure with 430 Stainless
Steel Seat
Size: Ø295×500-700mm



SKZ412
Office Table
Size: 1800×800×750mm



SKZ412-1
Side Cabinet
Size: 800×400×650mm



SKZ413
Meeting Table
Size: Ø800×750mm



SKH091
Cabinet
Size: 900×400×1800mm



SKE702
Office Chair
Mesh Cloth with Nylon Base
Size: 630×630×890-990mm



SKE055-8
Office Chair
Mesh Chair Back-high-quality Mesh with
Recycled Sponge, Plastic Handrail
Size: 580×635×950mm



SKE020-1
Step Stool
Size: 490×405×170/340mm



SKH049
Stainless Steel Screen
Size: 2000×1870mm





SK-CL001 SK-CL501
Curtain Track



SKZ238
Office Table
Size: 1400×600-1040×750mm



SKZ252
Office Chair
Size: 650×640×965mm



SKH034
Trash Can



12L

SKH034-5
Kick Bucket
Size: Φ400×H360×14L



14L

SKH041-3

I.V. Stand

Function

Height Adjustment 1350-2250mm

Material

IV Pole Outer Tube: Φ25×1000mm (Stainless Steel)

IV Pole Inner Tube: Φ16×1200mm (Stainless Steel)



SKH041(1)

I.V. Stand

Function

Height Adjustment: 1380-2240mm

Material

IV Pole Outer Tube
Φ25×1000mm (Stainless Steel)

IV Pole Inner Tube
Φ16×1200mm (Stainless Steel)



SKH041(13)

I.V. Stand

Function

Height Adjustment: 1420-1850mm

Material

IV Pole Outer Tube
Φ32×800mm (Stainless Steel)

IV Pole Inner Tube
Φ25×530mm (Stainless Steel)
Φ16×430mm (Stainless Steel)



SKH041(17)

I.V. Stand

Function

Height Adjustment: 1100-2100mm

Material

IV Pole Outer Tube
Φ25×900mm (Stainless Steel)

IV Pole Inner Tube
Φ19×1100mm (Stainless Steel)



SKB1A01

Foldable Stretcher
SKA-1C

Material: Aluminium Alloy Pipe & Canvas Fabric



Technical Parameters

Full Size	2140×560×110mm
Folded Size	580×195×160mm
Net Weight	6kg
Load Bearing	159kg



4-fold

SKB1A04

Foldable Stretcher
SKA-1D

Material: Aluminium Alloy & Canvas Fabric



Technical Parameters

Full Size	1850×500×220mm
Folded Size	920×500×70mm
Net Weight	7.5kg
Load Bearing	159kg



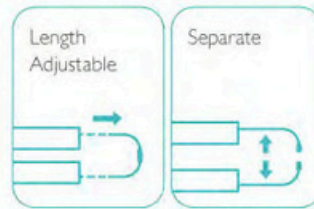
(B) 4-fold

(A) 2-fold

SKB2B01

Scoop Stretcher
SKX-B1

Material: Aluminium alloy



Technical Parameters

Full Size	2020×420×70mm
Folded Size	1180×420×70mm
Net Weight	8.5kg
Load Bearing	159kg

SK-TB008

Field Cot
SKA-1D

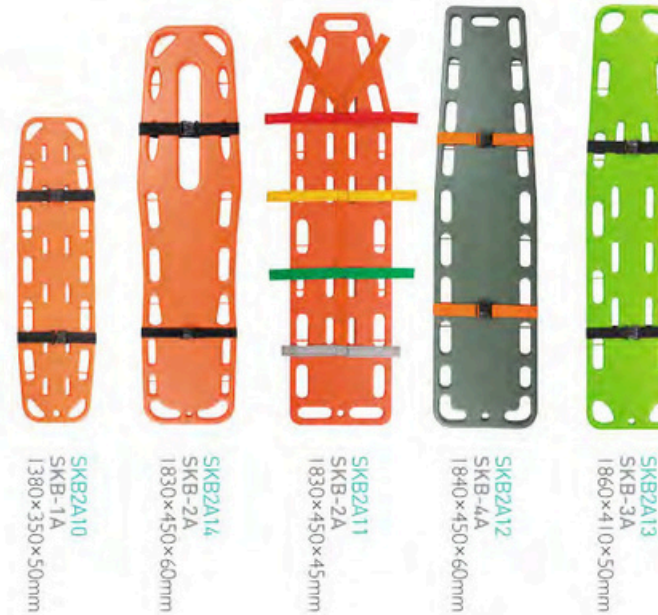
Material: Aluminium Alloy & Canvas Fabric



Technical Parameters

Full Size	1910×640×420mm
Folded Size	930×260×90mm
Net Weight	8.5kg
Load Bearing	159kg

SPINE BOARD



SKB2A10
SKB-1A
1380×350×50mm

SKB2A14
SKB-2A
1830×450×60mm


SKB2A11
SKB-2A
1830×450×45mm

SKB2A12
SKB-4A
1840×450×60mm

SKB2A13
SKB-3A
1860×410×50mm

SKB1C10

Electric Stair Stretcher
SKW-B2



Technical Parameters

Full Size	1080×520×1030mm
Folded Size	1080×521×242mm

SKB039(E)

Ambulance Stretcher Trolley
SKC-3F5



Technical Parameters

Full Size	1960×550×860mm	Net Weight	45kg
Lowest Size	1960×550×250mm	Load Bearing	159kg
Back-rest	75°		

SKB039(D)

Ambulance Stretcher Trolley
SKC-3B5



Technical Parameters

Full Size	1900×550×900mm	Net Weight	40kg
Lowest Size	1900×550×250mm	Load Bearing	159kg
Back-rest	75°		

SKB039(G)

Stretcher Trolley

SKC-3B5



Technical Parameters

Length	2000mm
Width	560mm
Min. Height	380mm
Max. Height	1000mm

Technical Configuration

✓ Nylon Adjustable Guardrails	2pcs	✓ Stretcher Fastening Lock	1pc
✓ Thickened Sponge Waterproof PVC Mattress	1pc	✓ Oxygen Cylinder Holder	1pc
✓ Safety Belt	2pcs	✓ Castors	6pcs
✓ Telescopic IV Pole	1pc		

SKB039(F)

Stretcher Trolley

SKC-3F5



Technical Parameters

Length	2000mm
Width	570mm
Min. Height	260mm
Max. Height	825mm

Technical Configuration

✓ Nylon Adjustable Guardrails		✓ Stretcher Fastening Lock	1pc
✓ Thickened Sponge Waterproof PVC Mattress	1pc	✓ Castors	6pcs
✓ Safety Belt	2pcs		
✓ Telescopic IV Pole	1pc		

SKB037(A)

Stretcher Trolley

SKM-A

Size: 1960×600×810mm



SKB037(B)

Patient Trolley

SKM-C

Size: 1960×520×770mm



70°
Back-rest



SKB037(C)

Patient Trolley

SKM-G

Size: 1930×760×620-900mm



75°
Back-rest



35°
Knee-rest



280mm
Height
Adjustment
620-900mm



SKB038-2

Patient Trolley

SKM-E

Size: 1900×700×620-900mm



65°
Back-rest



280mm
Height
Adjustment
620-900mm



SKB038-4

Patient Trolley

SKM-E

Size: 1900×700×620-900mm



65°
Back-rest



280mm
Height
Adjustment
620-900mm



SKB041-3S

Hydraulic Patient Trolley

SKM-E

Size: 2150×790×635-895mm



60°
Back-rest



260mm
Height
Adjustment
635-895mm



SKB041-1

Patient Transportation Trolley

SKM-F

70°±10°
Back-rest



300mm
Height Adjustment
550-850mm





Technical Parameters

Length	1900mm
Width	640mm
Min. Height	550mm
Max. Height	850mm

Technical Configuration

✓ Crank System	1 set	✓ Directional Wheel	1pc	✓ Central Locking Break Pedal	2pcs
✓ Back Rest Gas Spring	1pc	✓ IV Pole Previsions	2pcs	✓ Transfer Mattress	1pc
✓ ABS Side Rail	1 set	✓ IV Pole	1 set	✓ Directional Pedal	2pcs
✓ 6" Castors with Central Locking	4pcs	✓ Oxygen Cylinder Holder	1pc		

SKB041-2

Patient Transportation Trolley

SKM-F

75°±10°
Back-rest



310mm
Height Adjustment
650-960mm



15°
Reverse Trendelenburg



15°
Trendelenburg





Technical Parameters

Length	1910mm
Width	640mm
Min. Height	650mm
Max. Height	960mm

Technical Configuration

✓ Hydraulic Pump	2pcs	✓ Directional wheel	1pc	✓ Directional Pedal	2pcs
✓ Back Rest Gas Spring	1pc	✓ IV Pole Previsions	2pcs	✓ Transfer Mattress	1pc
✓ ABS Side Rail	1 set	✓ IV Pole	1 set		
✓ 8" Castors, Central Locking	4pcs	✓ Central Locking Break Pedal	2sets		

SKB041-3

Patient Transportation Trolley

SKM-G

85°±10°
Back-rest



45°
Knee-rest



310mm
Height Adjustment



15°
Reverse Trendelenburg



15°
Trendelenburg





Technical Parameters

Length	2120mm
Width	840mm
Height (X-ray Backrest)	550-860mm
Height (X-ray Platform)	600-910mm

Technical Parameters

✓ USA Hydraulic Pump	2pcs	✓ Directional Wheel	1pc	✓ Ø74mm Wall Bumper Wheel	4pcs
✓ Crank System	1 set	✓ Folding Side Rail	1 set	✓ Central Locking Break Pedal	2sets
✓ Back Rest Gas Spring	2pcs	✓ IV Pole	1 set	✓ Directional Wheel Release Pedal	2pcs
✓ 8" Castors, Central Locking	4pcs	✓ IV Pole Previsions	4pcs	✓ X-ray Translucent Bed Platform	1 set
✓ Emergency Push Handle	1 set	✓ Mattress	1pc		

SKB041-6

Patient Transportation Trolley

SKM-F



Technical Parameters

Length	1930mm
Width	660mm
Min. Height	510mm
Max. Height	850mm

Technical Parameters

<input checked="" type="checkbox"/> Crank System	1 set	<input checked="" type="checkbox"/> Directional Wheel	1 pc	<input checked="" type="checkbox"/> Oxygen Cylinder Holder	1 pc
<input checked="" type="checkbox"/> Back Rest Air Spring	1 pc	<input checked="" type="checkbox"/> Directional Pedal	2 pcs	<input checked="" type="checkbox"/> Central Locking Break Pedal	4 pcs
<input checked="" type="checkbox"/> Plastic Side Rail	1 set	<input checked="" type="checkbox"/> IV Pole Previsions	2 pcs	<input checked="" type="checkbox"/> Transfer Mattress	1 pc
<input checked="" type="checkbox"/> 6" Castors, Central Locking	4 pcs	<input checked="" type="checkbox"/> IV Pole	1 set	<input checked="" type="checkbox"/> Safe Lock for Side Rail	2 pcs

SKB041-10

Patient Transportation Trolley

SKM-G



Technical Parameters

Length	2150mm
Width	830mm
Min. Height	560mm
Max. Height	890mm

Technical Parameters

<input checked="" type="checkbox"/> Crank System	1 set	<input checked="" type="checkbox"/> Directional Wheel	1 pc	<input checked="" type="checkbox"/> Central Locking Break Pedal	4 pcs
<input checked="" type="checkbox"/> Back Rest Air Spring	1 pc	<input checked="" type="checkbox"/> Directional Pedal	2 pcs	<input checked="" type="checkbox"/> Transfer Mattress	1 pc
<input checked="" type="checkbox"/> Plastic Side Rail	1 set	<input checked="" type="checkbox"/> IV Pole Previsions	2 pcs	<input checked="" type="checkbox"/> Safe Lock for Side Rail	2 pcs
<input checked="" type="checkbox"/> 6" Castors, Central Locking	4 pcs	<input checked="" type="checkbox"/> IV Pole	1 set	<input checked="" type="checkbox"/> Emergency Push Handle	1 set
<input checked="" type="checkbox"/> USA Hydraulic Pump	2 pcs	<input checked="" type="checkbox"/> Back Rest Gas Spring	1 pc	<input type="checkbox"/> Device platform	1 pc
<input checked="" type="checkbox"/> Wall Bumper Wheel	4 pcs	<input checked="" type="checkbox"/> Oxygen Cylinder Holder	1 pc		

SKR-AB00

New All-in-One Computer Cart
Size: 490×460×780-1030mm



SKR-A01

Simple All-in-one Computer Cart
Size: 650×490×1260mm



SKR-B00

Simple All-in-one Computer Cart
Size: 533×455×750-1150mm



SKR-IB00

Simple Laptop Cart
Size: 533×455×750-1150mm



SKR-R10

ECG Machine Cart
Size: 350×300×780mm



SKR-J21

Endoscopic System Equipment Cart
Size: 665×630×1650mm



SKR-R06

Monitor Cart
Size: 510×1000mm



SKR-R05

Tablet Cart
Size: 510×830mm



SKR-R03

laptop Cart
Size: 530×520×850mm



SKR-R04

Ward Rounds Cart
Size: 540×600×1490mm



SKR-R02

Mobile Multi-function Information Search Cart
Size: 620×540×1460mm



SKR-R01

Information Nursing Cart
Size: 520×620×1315mm



SKR054-ET77A

Emergency Trolley
Size: 750×475×950mm



Technical Configuration

✓ Defibrillator shelf	1 pc	✓ IV pole	1 pc	✓ Central Lock	1 set
✓ Sliding Side Shelf	1 pc	✓ CPR Board	1 pc	✓ File Box	1 pc
✓ Sharp Container	1 pc	✓ Oxygen Bottle Holder	1 pc		
✓ Dust Baskets	2 pc	✓ Power Outlet	1 pc		

SK-ET750

Emergency Trolley
Size: 750×530×1050mm

Technical Configuration

✓ Defibrillator shelf	1 pc
✓ Sliding Side Shelf	1 pc
✓ Dust Baskets	1 pc
✓ IV pole	2pc
✓ Castor	4pcs
✓ Trash Can	2pcs
✓ Central Lock	1 pc
✓ External Connectors	1 set



SKR058-ET

Emergency Trolley
Size: 790×610×1000mm



Technical Configuration

✓ Defibrillator shelf	1 pc	✓ IV pole	1 pc	✓ Sealed Handle	1 pc
✓ Sliding Side Shelf	1 pc	✓ Castor	4pcs		
✓ Writing Board	1 pc	✓ Oxygen Bottle Holder	1 pc		
✓ CPR Board	1 pc	✓ Trash Can	1 pc		

SKR058-MT

Anesthesia Trolley
Size: 820×640×1080mm



SKR058-NT

Nursing Trolley
Size: 680×640×1150mm



SK-ET75077A
Emergency Trolley
Size: 750×475×930mm



SK-AT75077A2
Anesthesia Trolley
Size: 750×475×930mm



SK-CT75077C2
Treatment Trolley
Size: 750×475×920mm



SKR-ET850
Emergency Trolley
Size: 850×520×990mm



SKR-ET625
Emergency Trolley
Size: 625×475×930mm



SKR-AT625-1
Anesthesia Trolley
Size: 625×475×930mm



SKR-MT625
Medicine Trolley
Size: 625×475×930mm



SKR-CT625-1
Clinical Trolley
Size: 625×475×920mm



SKR-CT600
Clinical Trolley
Size: 1100×470×1000mm



SKR-MT606
Clinical Trolley
Size: 1100×470×1100mm



SKR-CT232
Clinical Trolley
Size: 780×475×1000mm



SKR-CT601
Clinical Trolley
Size: 1100×470×1150mm



SKR021-5
Case History Trolley
Size: 750×410×895mm



SKH040
Laundry Trolley
Size: 800×600×840mm



SKH040-1G
Laundry Trolley
Size: 800×600×865mm



SKH027
Laundry Trolley
Size: 900×450×1050mm



SKH006C
Instrument Trolley
(Disassembly structure)
Size: 670×450×900mm



SKH001
Treatment Trolley
Size: 670×450×900mm



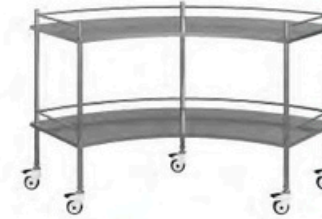
SKH004
Instrument Trolley
Size: 670×450×900mm



SKH006-5
Treatment Trolley
Size: 460×460×860mm



SKH005
Fan-shaped Instrument Trolley
Size: L: 1550×460×900mm



SKH012
Insulated Food Cart
Heat store type
Size: 1030×550×980mm



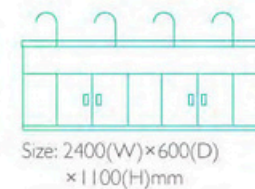
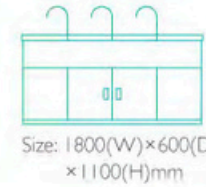
SKH013
Stainless Steel Trolley
for Medical Record Holder (40 shelves)
Size: 630×430×900mm



SKH070
Work Table
Size: 1200×600×800mm



SKH036
Stainless Steel Washing Sink
Size: 1200(W)×600(D)×1100(H)mm



SKH105
Wet Linen Trolley
Size: 815×610×750mm



SKH048
Oxygen Bottle Trolley
Size: 1435×360×1040mm



SKN001

Stainless Steel Tank
 Φ 170mm Φ 200mm Φ 230mm
 Φ 260mm Φ 300mm



SKN002

Stainless Steel Cream Gauze Can
 Φ 80×80mm Φ 90×90mm
 Φ 100×100mm Φ 120×120mm
 Φ 141×126mm Φ 160×154mm



SKN011

Stainless Steel Sterilization Tray
 Without holes: With holes:
 150×100×42mm 150×100×42mm
 200×110×45mm 200×110×45mm
 250×160×48mm 250×160×48mm
 300×200×50mm 300×200×50mm



SKN012

Stainless Steel Tray
 300×200×48mm 350×250×48mm
 400×300×48mm 450×300×48mm



SKN021

Stainless Steel Needle Sterilizer
 Size: 77holes 105holes



SKN022

Stainless Steel Medicine-change Bowl
 Φ 180mm Φ 200mm Φ 220mm
 Φ 240mm Φ 260mm



SKN031

Stainless Steel Kidney Dish
 Shallow: Deep:
 L204×130mm L243×125mm
 M190×116mm M203×102mm
 S178×104mm S165×80mm



SKN032

Stainless Steel Sterilized Bottle/
 Medicine Cup
 Sterilized bottles:
 Φ 50×103mm Φ 50×93mm Φ 50×83mm Φ 50×53mm



SKN041

Stainless Steel Soak Forceps Bucket/
 Measuring Cup/Enema Bucket
 Measuring cup: Enema bucket:
 1L Φ 100×150mm 1L Φ 100×150mm
 2L Φ 130×190mm 2L Φ 130×190mm



SKN042

Stainless Steel Forceps Bucket
 Inverted cone:
 Φ 80×198mm
 Φ 64×158mm
 Φ 45×113mm



SKH098-4

Locker
 Size: 900×500×1800mm



SKH090L

Cabinet
 Size: 900×400×1800mm



SKH092

Cabinet
 Size: 900×400×1800mm



SKH093

Cabinet
 Size: 900×400×1800mm




SKH300S

ABS Removable Locker
 Size: 776×508×1940mm
 Door: 388×508×930mm



SKH900XL

ABS Removable Locker
 Size: 1164×508×1940mm
 Door: 388×508×930mm



SKH600L

ABS Removable Locker
 Size: 1164×508×1940mm
 Door: 388×508×620mm




SKH450M

ABS Removable Locker
 Size: 1164×508×1940mm
 Door: 388×508×465mm



SKH059

Single-sided
 Medicine Shelf
 Size: 800×460×2000mm



SKH060

Rotary
 Medicine Shelf
 Size: 920×1780mm



SKH059-1
 Size: 800×860×2000mm

SKH061

Adjustable Component
 Medicine Shelf
 Size: 1025×500×2000mm



SKH062

Two-sided Adjustable
 Medicine Tray
 Size: 800×860×2000mm

